

Kalıp Gazlı Yayları ilk defa Türkiye' de **VİRA**<sup>®</sup> tarafından üretilmiştir.

Gazlı yaylar özenle seçilmiş malzemelerden üretilmekte ve üretimin her aşamasında dikkatle kontrolden geçmektedir.

**VİRA**<sup>®</sup> İleriye yönelik yüksek kaliteyi her zaman taahhüt etmektedir.

Bunu da araştırmaya yönelik yenilikleri uygulayarak yapacaktır.

Üretim Programı

-10 Çeşit seri mevcuttur;

**YO - Y - SN - G - KN - AD - KV - VD - NM**

-Seri bağlanabilmektedir.

-Özel ölçülere uygun üretim yapılabilmektedir.

-Gazlı yaylarda nitrojen (N<sub>2</sub>) kullanılmaktadır.

Mould gas springs were initially manufactured in Turkey by **VİRA**<sup>®</sup>

Gas springs are manufactured of carefully selected materials and undergo careful control at every stage of the manufacture.

**VİRA**<sup>®</sup> always guarantess future oriented high quality and will do this by implementing research oriented innovations.

Manufacture Schedule

-10 Types of series available;

**YO - Y - SN - G - KN - AD - KV - VD - NM**

-Serial connection possible.

-Manufacture according to custom sizes available.

-Nitrogen (N<sub>2</sub>) is used for gas springs.



Company with quality system certified by BVQI ISO 9001/2000



In accordance with PED 97/23/EC




CE (Directive 97/23/EC)



**BUREAU  
VERITAS**

**CE 0062**



#### AVANTAJLAR

Gerekli uygulama alanı ciddi oranda azalıyor. Yükseklik ciddi oranda azalıyor. İşgal edilen hacim ciddi oranda azalıyor. Ön yüklemeye için tutma yayları ciddi oranda azalıyor.



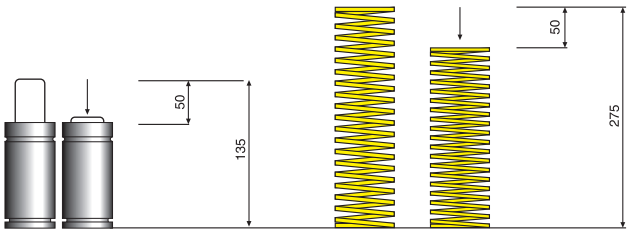
#### BENEFITS

Considerable reduction of required surface area. Considerable reduction of height. Considerable reduction of volume occupied. Considerable reduction of retaining devices to pre-load.



#### VORTEILE

Beträchtliche Verminderung der eingenommenen Fläche. Betrachtliche Verminderung der Höhe. Bemerkenswerte Verminderung der eingenommenen Gesamtfläche. Bemerkenswerte Verminderung der Zahl der Vorrichtungen für Vorspannen, Führung und Aufnahme.



#### AVANTAJLAR

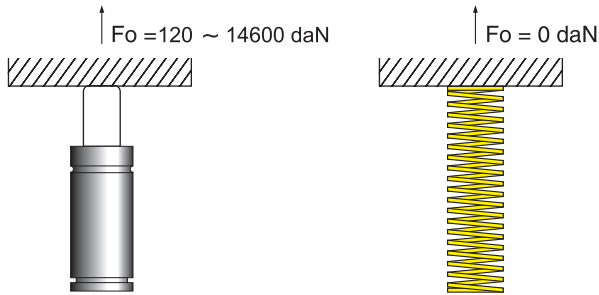
Aynı çalışma kursu ve kuvvet artışı ile birlikte ciddi boy azalması. Boy tasarruflu yay yapısı.

#### BENEFITS

Considerable height reduction for the same working deflection and force. Compact tool construction.

#### VORTEILE

Im allgemeinen beträchtliche Verminderung der Höhe, bei gleichem Hub und gleicher Kraft. Kompaktere Gesenk konstruktion.



#### AVANTAJLAR

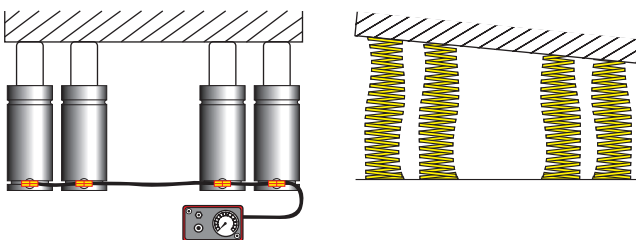
Ön yüklemeye yok. Daha kolay ve daha hızlı takma.

#### BENEFITS

No pre-load. Easier and quicker fitting.

#### VORTEILE

Beseitigung der Vorspannung. Einfachere Anwendung.



#### AVANTAJLAR


Her temas noktasında sürekli aynı kuvvet. Kuvvetler tam istenilen noktaya konumlanabilir. Sistem basınç açısından sürekli izlenebilir.


#### BENEFITS

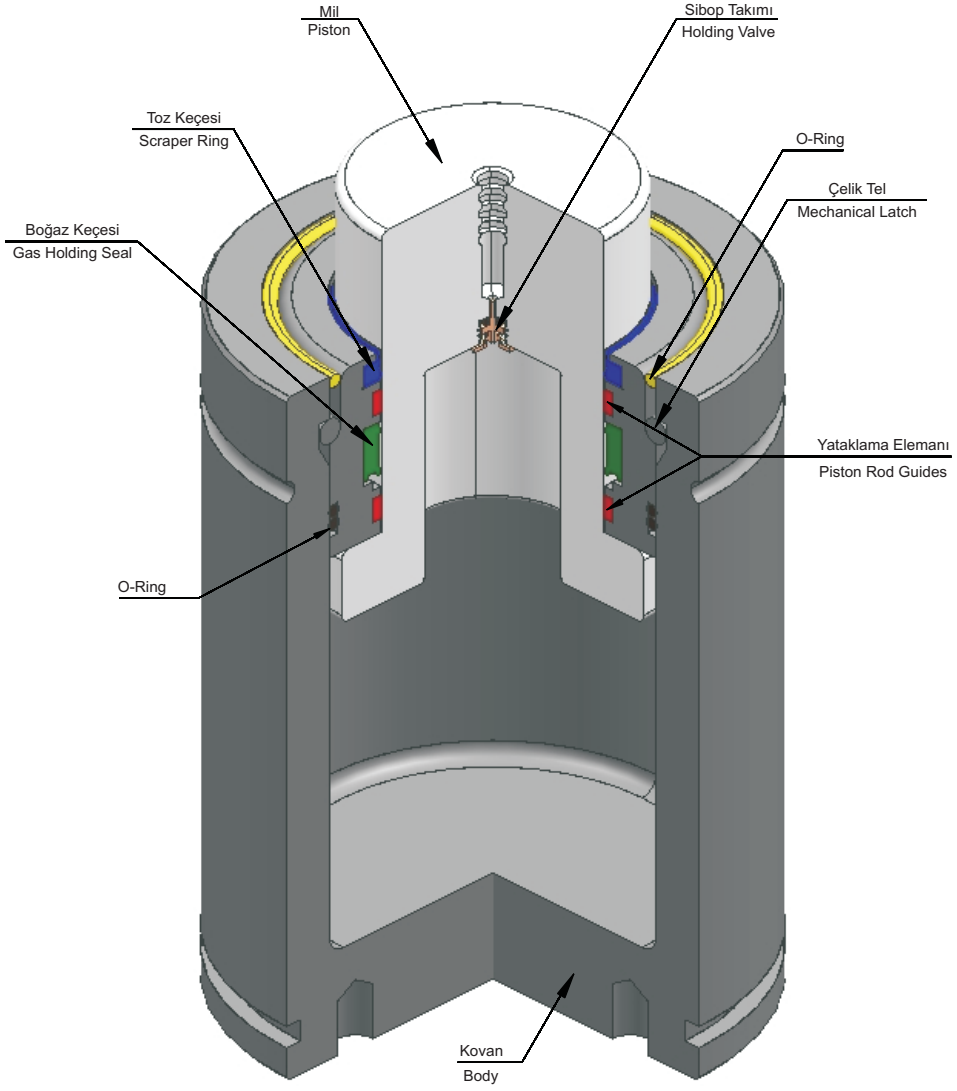
Always the same force on each contact point. Forces may be positioned to exactly where required. System may be continually monitored for pressure.

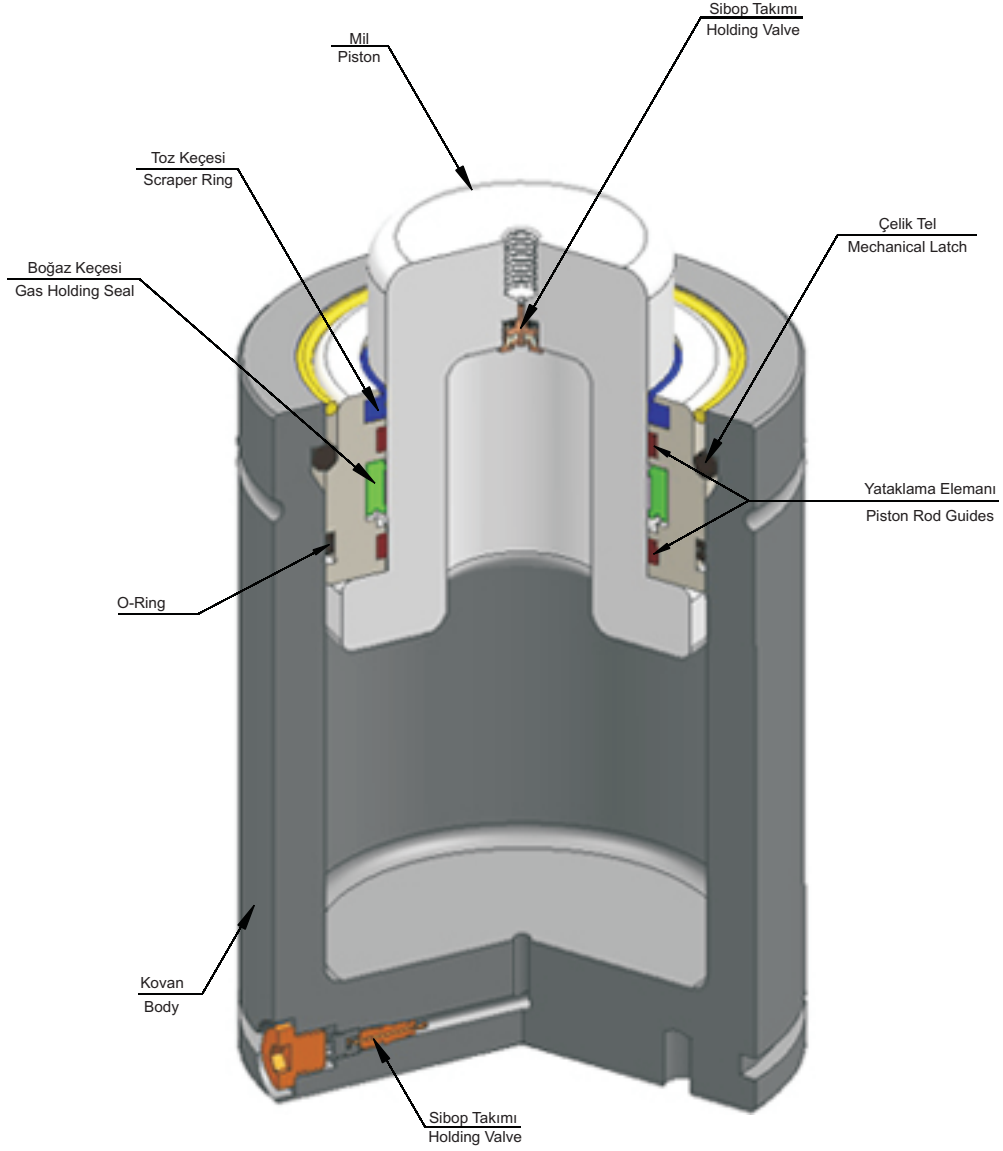
#### VORTEILE

Stets ausgeglichene und gleichförmige Kraft an allen Kontaktpunkten. Exakt an der gewünschten Stelle der Gesenks anwendbare Kraft. Ständige Sichtanzeige des Betriebsd

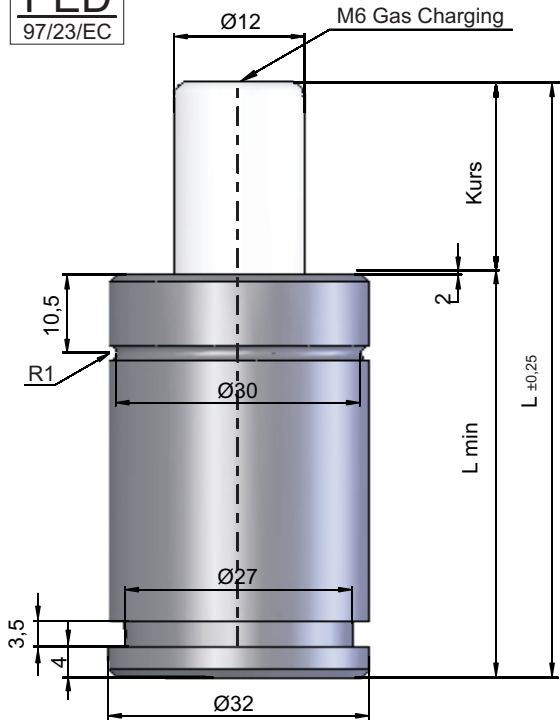
Kod Code	Kurs Stroke	L	İmin	Gövde (Ø) Body	 daN	Sayfa Page
<b>SN 150</b>	10-125	70-300	60-175	Ø 32	150	8
<b>SN 250</b>	10-125	70-300	60-175	Ø 38	250	10
<b>SN 500</b>	13-160	110,4-405	97,7-245	Ø 45	500	12
<b>SN 750</b>	13-300	120,4-695	107,7-395	Ø 50	750	14
<b>SN 1500</b>	25-300	160-710	135-410	Ø 75	1500	16
<b>SN 3000</b>	25-300	170-720	145-420	Ø 95	3000	18
<b>SN 5000</b>	25-300	190-740	165-440	Ø 120	5000	20
<b>SN 7500</b>	25-300	205-755	180-455	Ø 150	7500	22
<b>SN 10000</b>	25-300	210-760	185-760	Ø 195	10000	24
<b>Y 300</b>	10-125	70-300	60-175	Ø 32	300	28
<b>Y 500</b>	10-125	70-300	60-175	Ø 38	500	30
<b>Y 700</b>	13-160	110,4-405	97,7-245	Ø 45	700	32
<b>Y 1000</b>	13-300	120,4-695	107,7-395	Ø 50	1000	34
<b>Y 2400</b>	25-300	160-710	135-410	Ø 75	2400	36
<b>Y 4200</b>	25-300	170-720	145-420	Ø 95	4200	38
<b>Y 6600</b>	25-300	190-740	165-440	Ø 120	6600	40
<b>YO 200</b>	5-32	40-94	35-62	Ø 25	200	44
<b>YO 300</b>	5-125	40-280	35-155	Ø 32	300	46
<b>YO 500</b>	5-125	40-280	35-155	Ø 38	500	48
<b>YO 700</b>	10-125	52-282	42-157	Ø 45	700	50
<b>YO 1000</b>	10-125	58-288	48-163	Ø 50	1000	52
<b>YO 1500</b>	10-125	64-294	54-169	Ø 63	1500	54
<b>YO 2400</b>	10-125	65-295	55-170	Ø 75	2400	56
<b>YO 4200</b>	16-125	97-315	81-190	Ø 95	4200	58
<b>YO 6600</b>	16-125	107-325	91-200	Ø 120	6600	60
<b>YO 11800</b>	19-125	116-328	97-203	Ø 150	11800	62
<b>G 40</b>	10-50	75-195	65-145	Ø 25	400	65
<b>G 75</b>	10-50	75-195	65-145	Ø 32	750	66
<b>G 100</b>	6-50	61-230	55-180	Ø 38	1000	68
<b>G 180</b>	6-50	66-220	60-170	Ø 50	1800	70
<b>G 470</b>	10-50	80-240	70-190	Ø 75	4700	72
<b>G 750</b>	10-50	90-255	80-205	Ø 95	7500	74
<b>G 1200</b>	10-50	100-260	90-210	Ø 120	12000	76

Kod Code	Kurs Stroke	L	I <sub>min</sub>	Gövde (Ø) Body	 daN	Sayfa Page
<b>KN 19</b>	10-80	65-205	55-125	Ø 19	120	79
<b>KN 25</b>	10-125	65-295	55-170	Ø 25	150	80
<b>AD 500</b>	6-125	62-300	56-175	Ø 45	500	84
<b>AD 750</b>	6-125	62-300	56-175	Ø 50	750	86
<b>AD 1500</b>	25-100	110-260	85-160	Ø 75	1500	88
<b>AD 3000</b>	25-100	120-270	95-170	Ø 95	3000	90
<b>KV 250</b>	13-100	75,4-250	62,7-150	Ø 38	250	93
<b>KV 1000</b>	13-125	64-288	51-163	Ø 50	1000	94
<b>VD 250</b>	13-100	55,4-230	42,7-130	M 36x1,5	250	98
<b>VD 500</b>	13-125	57,4-282	44,7-157	M 45x1,5	500	100
<b>VD 750</b>	13-125	63,4-288	50,7-163	M 50x1,5	750	102
<b>NM 120</b>	10-125	62-295	52-170	M 24x1,5	120	105
<b>NM 150</b>	10-125	62-295	52-170	M 28x1,5	150	106
<b>Kontrol Paneli</b>						107
<b>Hortum Grubu</b>						108
<b>Seri Bağlantı Parçaları</b>						109
<b>Ezilme Plakası</b>						110
<b>Dağıtım Blokları</b>						111 - 112
<b>Seri Bağlantı Montaj Örneği</b>						113
<b>Kullanım Talimatı</b>						114 - 115 116

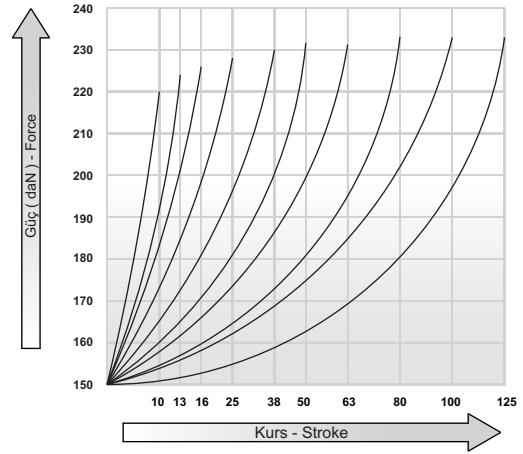




PED  
97/23/EC

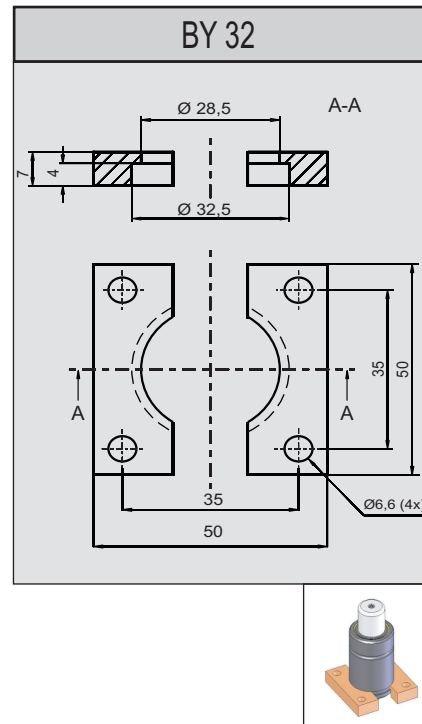
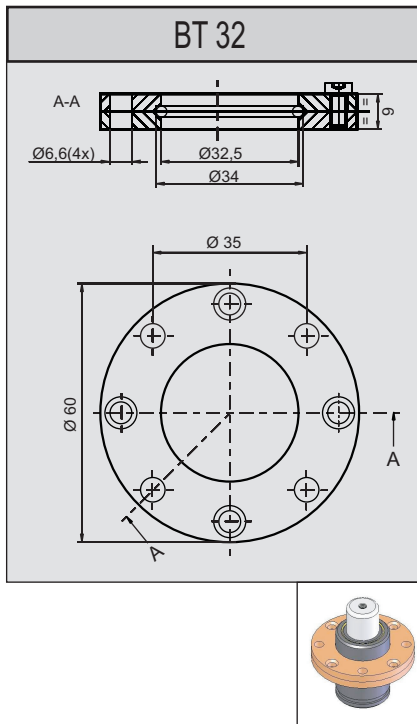


ISO  
11901-1



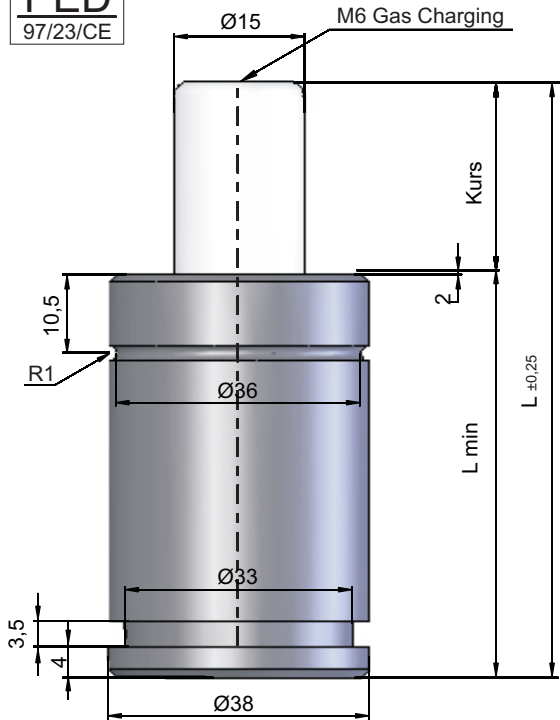
Basınç Gazı : Nitrogen N2  
Pressure Gas  
Max. Basınç : 150 bar  
Max. load pressure  
Min. Basınç : 25 bar  
Min. load pressure  
Çalışma Sıcaklığı : 0°C ve +80°C  
Working Temperature  
Max Çalışma Hızı : 1,8 m / s  
Max. operating speed

Kod Code	Kurs Stroke	L	Lmin	daN	Kg	Alt Görünüm Bottom View
SN 150-10	10	70	60	150	~ 0,28	
SN 150-13	13	75,4	62,7		~ 0,29	
SN 150-16	16	82	66		~ 0,30	
SN 150-25	25	100	75		~ 0,33	
SN 150-38	38	126	88		~ 0,36	
SN 150-50	50	150	100		~ 0,40	
SN 150-63	63	177	113,5		~ 0,44	
SN 150-80	80	210	130		~ 0,49	
SN 150-100	100	250	150		~ 0,55	
SN 150-125	125	300	175		~ 0,64	

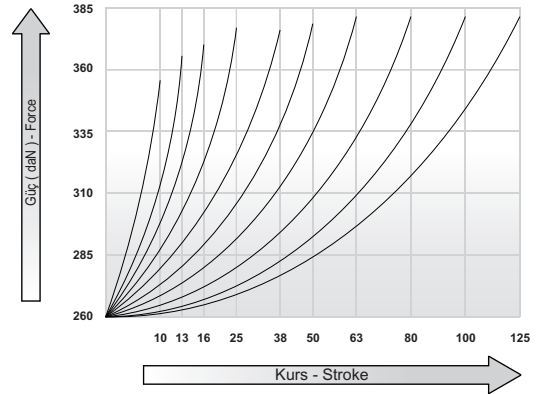






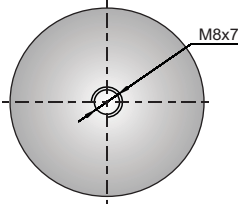
PED  
97/23/CE

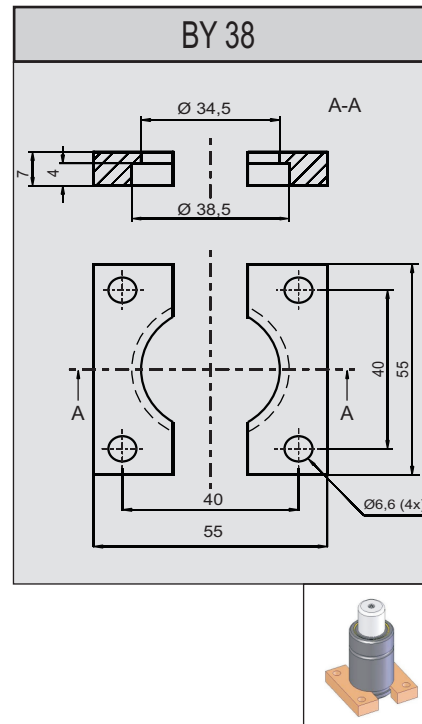
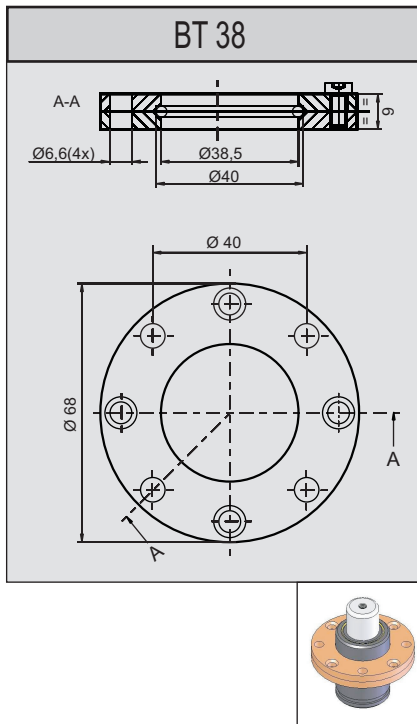


ISO  
11901-1

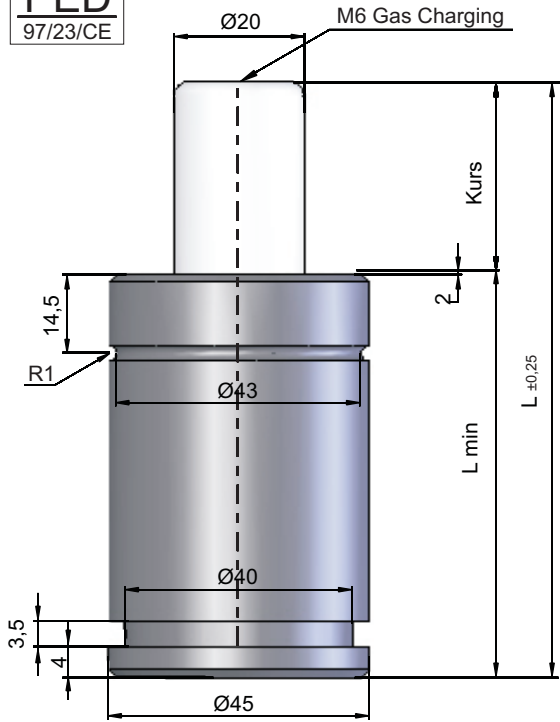


Basınç Gazı : Nitrogen N2  
Pressure Gas  
Max. Basınç : 150 bar  
Max. load pressure  
Min. Basınç : 25 bar  
Min. load pressure  
Çalışma Sıcaklığı : 0°C ve +80°C  
Working Temperature  
Max Çalışma Hızı : 1,8 m / s  
Max. operating speed

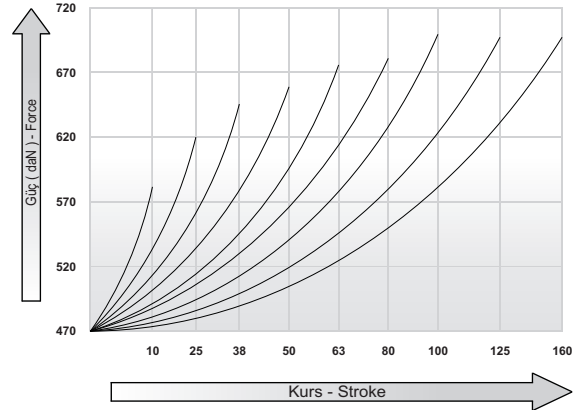
Kod Code	Kurs Stroke	L	Lmin	 daN	 Kg	Alt Görünüm Bottom View
SN 250-10	10	70	60	250	~ 0,40	
SN 250-13	13	75,4	62,7		~ 0,41	
SN 250-16	16	82	66		~ 0,43	
SN 250-25	25	100	75		~ 0,48	
SN 250-38	38	126	88		~ 0,54	
SN 250-50	50	150	100		~ 0,60	
SN 250-63	63	177	113,5		~ 0,66	
SN 250-80	80	210	130		~ 0,74	
SN 250-100	100	250	150		~ 0,81	
SN 250-125	125	300	175		~ 0,98	



PED  
97/23/CE

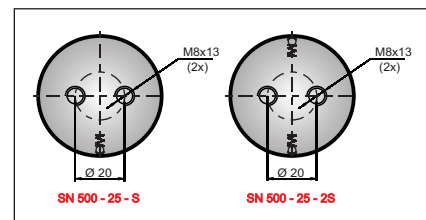
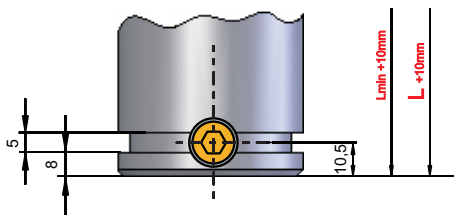


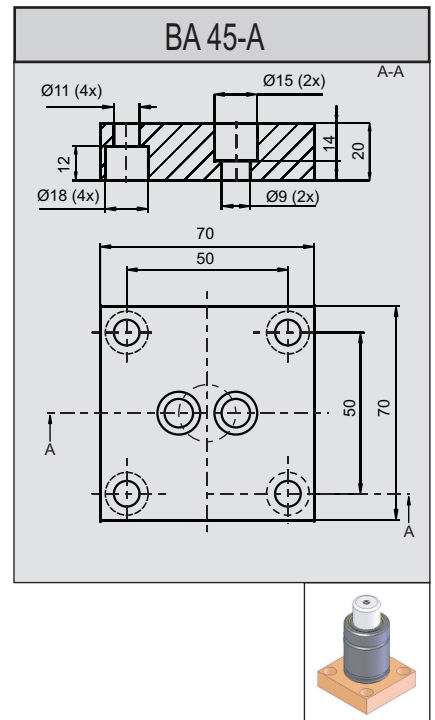
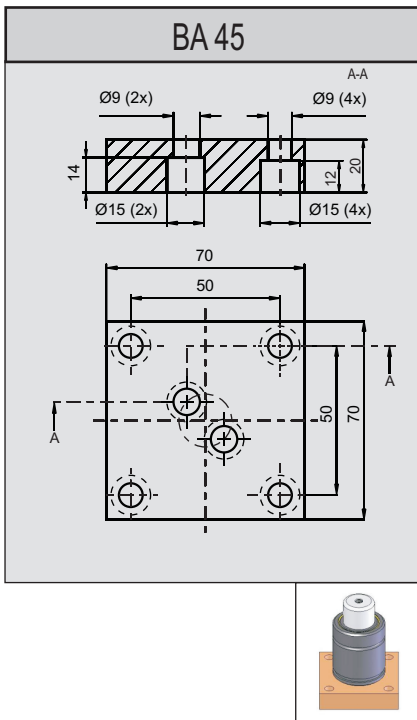
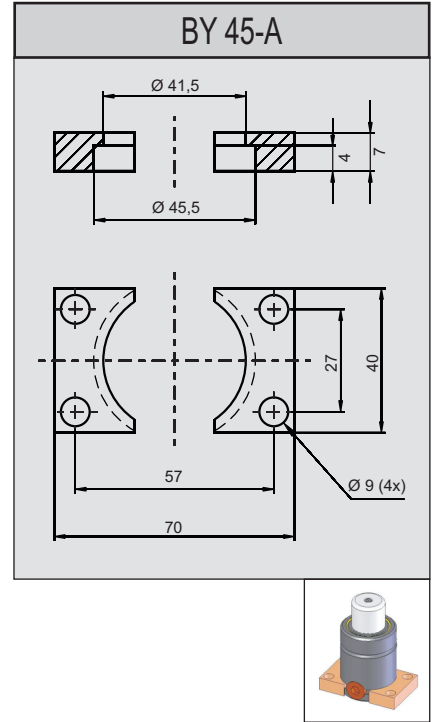
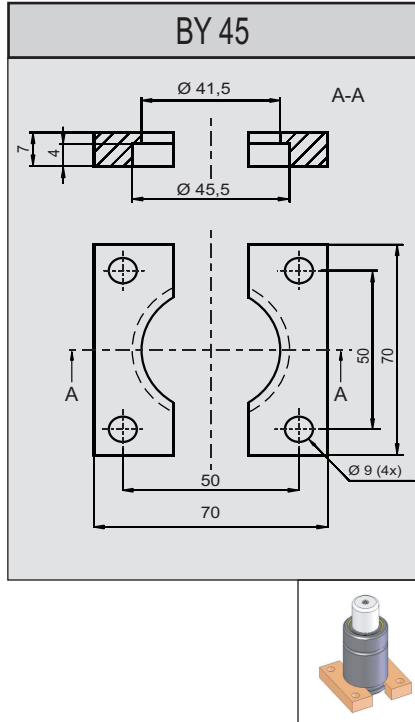
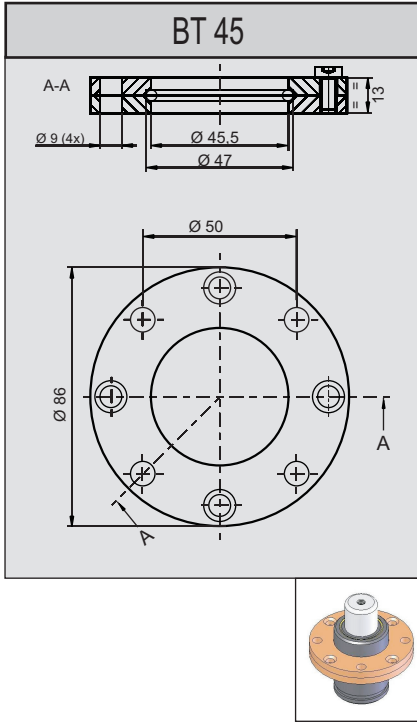
ISO  
11901-1



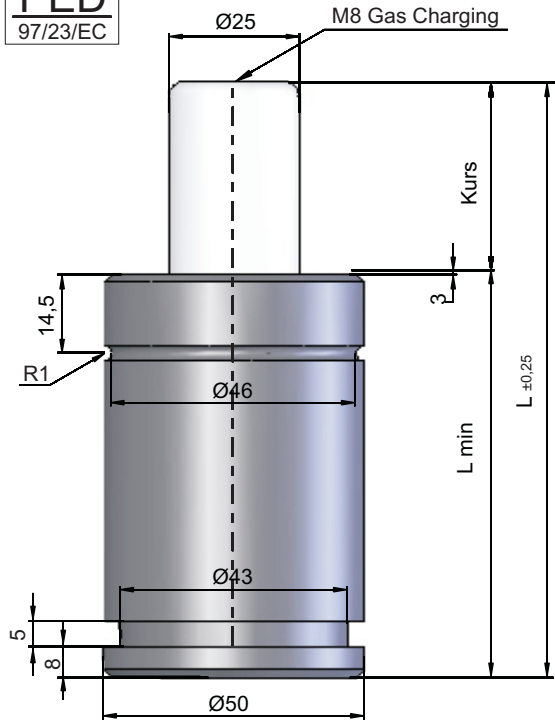
Basınç Gazı : Nitrogen N2  
Pressurè Gas  
Max. Basınç : 150 bar  
Max. load pressure  
Min. Basınç : 25 bar  
Min. load pressure  
Çalışma Sıcaklığı : 0°C ve +80°C  
Working Temperature  
Max Çalışma Hızı : 1,8 m / s  
Max. operating speed

Kod Code	Kurs Stroke	L	Lmin	daN	Kg	Alt Görünüm Bottom View
SN 500-13	13	110,4	97,7	500	~ 0,90	
SN 500-25	25	135	110		~ 1,00	
SN 500-38	38	161	123		~ 1,10	
SN 500-50	50	185	135		~ 1,20	
SN 500-63	63	212	148,5		~ 1,30	
SN 500-80	80	245	165		~ 1,40	
SN 500-100	100	285	185		~ 1,60	
SN 500-125	125	335	210		~ 1,80	
SN 500-160	160	405	245		~ 2,10	

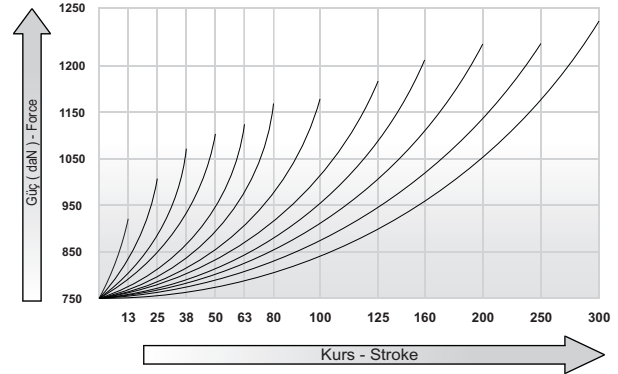






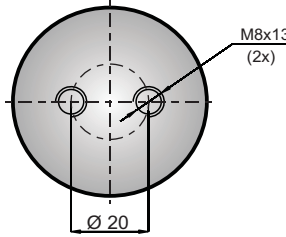
PED  
97/23/EC

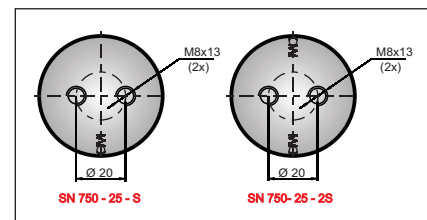
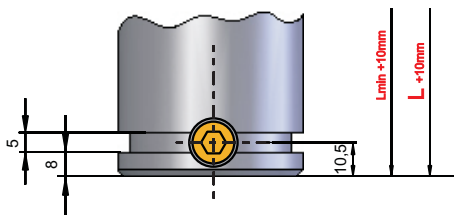


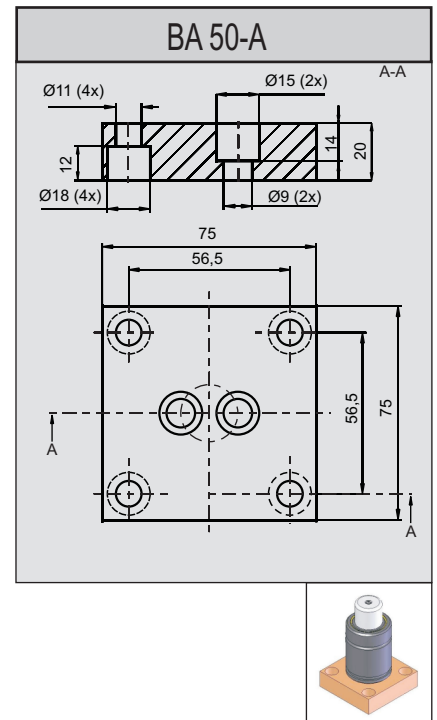
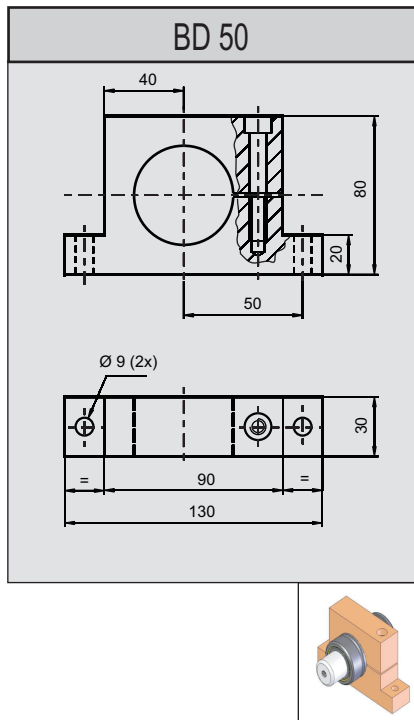
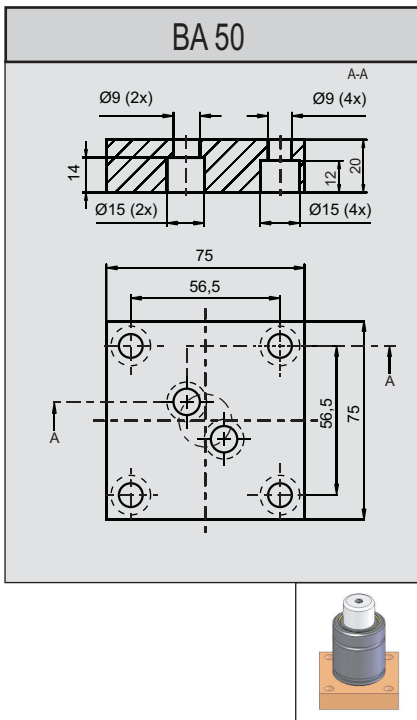
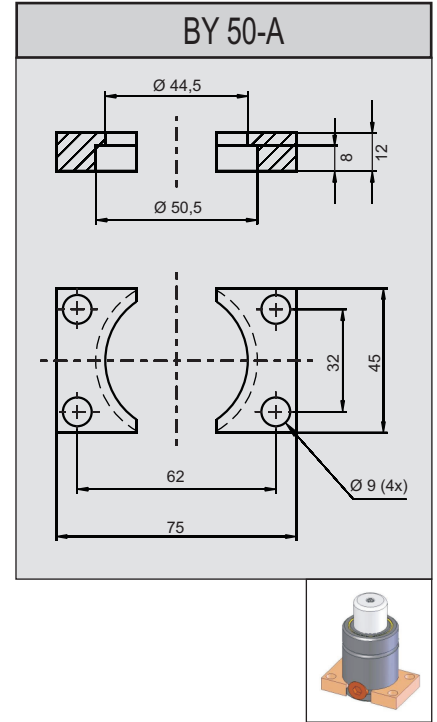
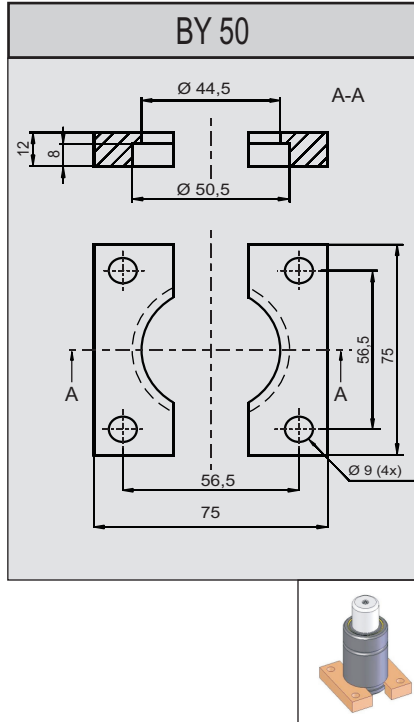
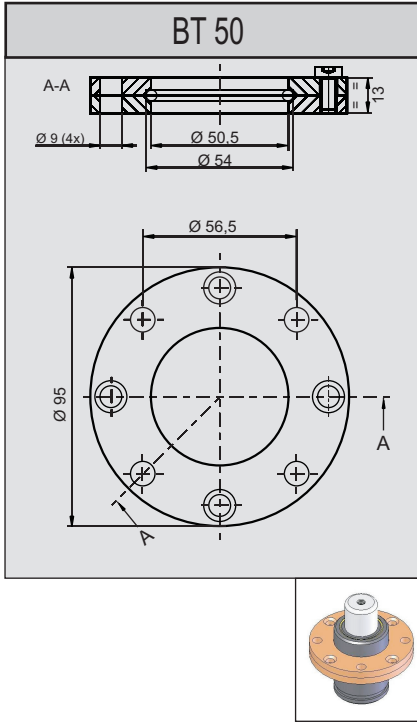
ISO  
11901-1



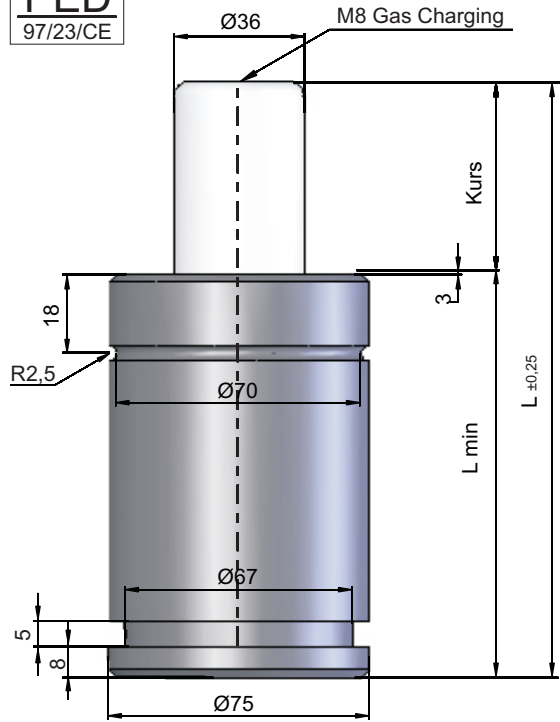
Basınç Gazı : Nitrogen N2  
Pressure Gas  
Max. Basınç : 150 bar  
Max. load pressure  
Min. Basınç : 25 bar  
Min. load pressure  
Çalışma Sıcaklığı : 0°C ve +80°C  
Working Temperature  
Max Çalışma Hızı : 1,8 m / s  
Max. operating speed

Kod Code	Kurs Stroke	L	Lmin	 daN	 Kg	Alt Görünüm Bottom View
SN 750-13	13	120,4	107,7	750	~ 1,25	
SN 750-25	25	145	120		~ 1,38	
SN 750-38	38	171	133		~ 1,53	
SN 750-50	50	195	145		~ 1,65	
SN 750-63	63	222	158,5		~ 1,80	
SN 750-80	80	255	175		~ 1,96	
SN 750-100	100	295	195		~ 2,09	
SN 750-125	125	345	220		~ 2,33	
SN 750-160	160	415	255		~ 2,68	
SN 750-200	200	495	295		~ 3,10	
SN 750-250	250	595	345		~ 3,60	
SN 750-300	300	695	395		~ 4,10	

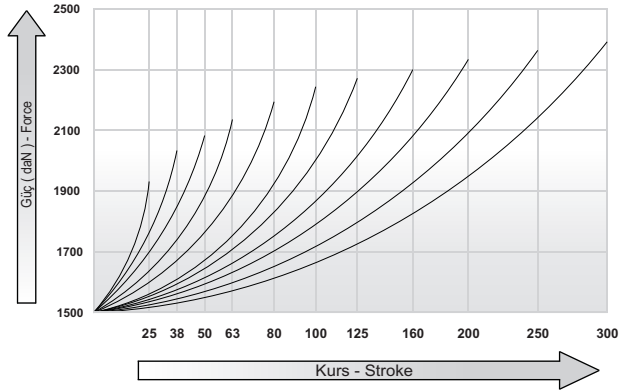




PED  
97/23/CE

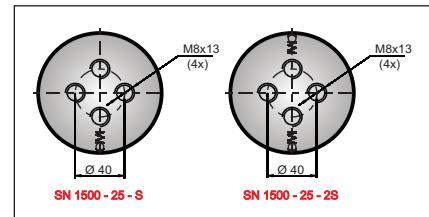
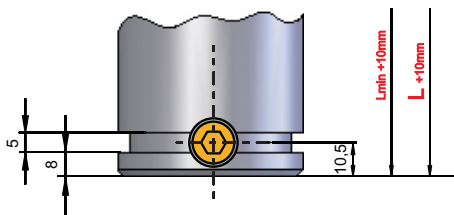


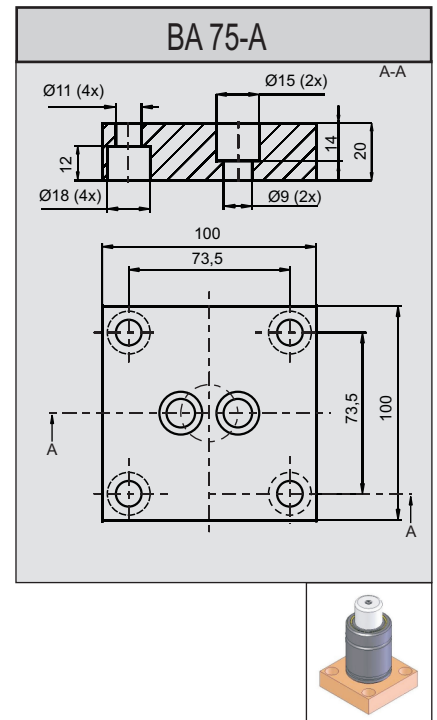
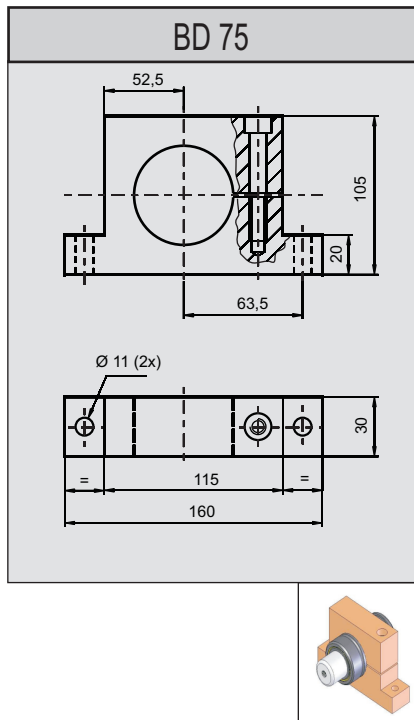
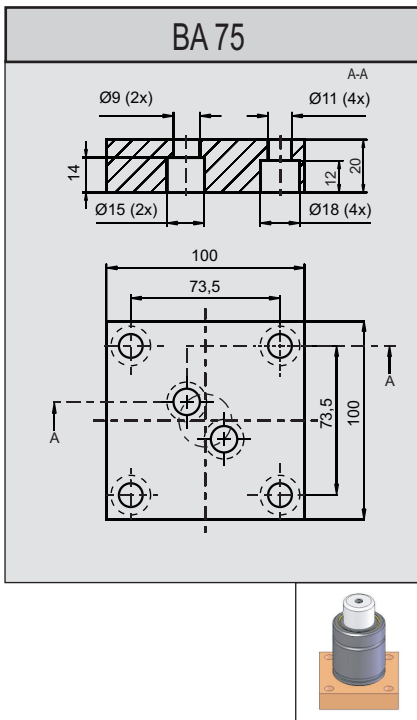
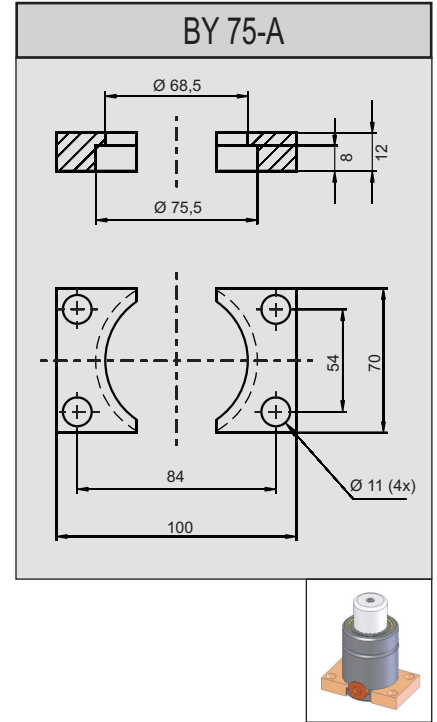
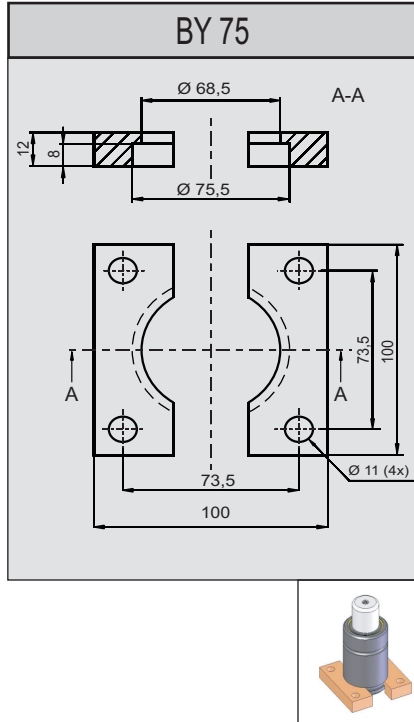
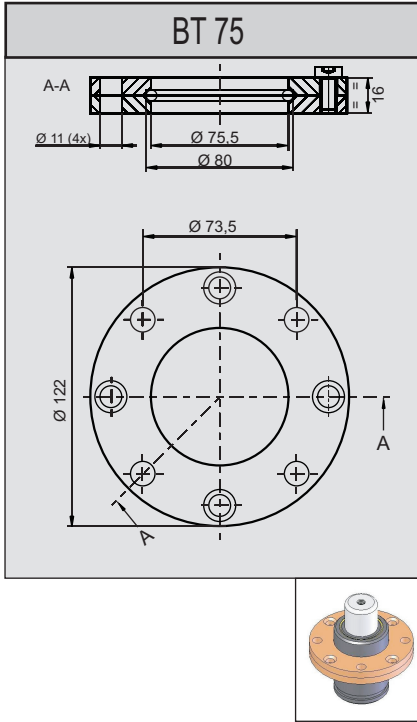
ISO  
11901-1



Basınç Gazı : Nitrogen N2  
Pressurè Gas  
Max. Basınç : 150 bar  
Max. load pressure  
Min. Basınç : 25 bar  
Min. load pressure  
Çalışma Sıcaklığı : 0°C ve +80°C  
Working Temperature  
Max Çalışma Hızı : 1,8 m / s  
Max. operating speed

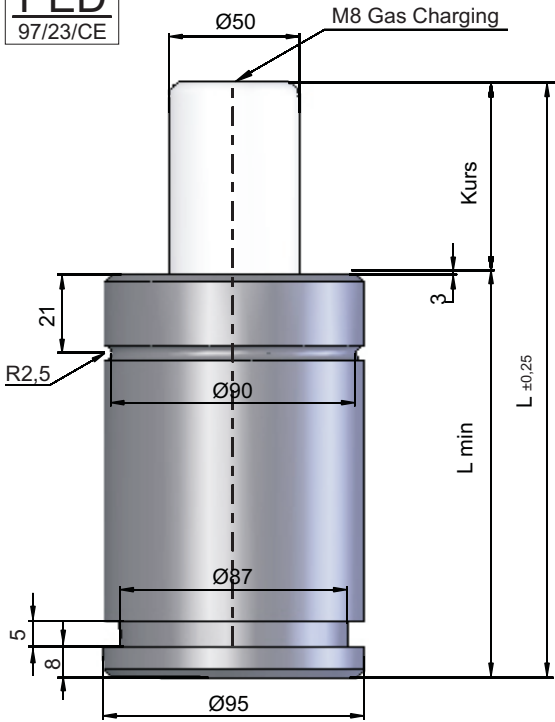
Kod Code	Kurs Stroke	L	Lmin	 daN	 Kg	Alt Görünüm Bottom View
SN 1500-25	25	160	135	1500	~ 3,64	
SN 1500-38	38	186	148		~ 3,91	
SN 1500-50	50	210	160		~ 4,15	
SN 1500-63	63	237	173,5		~ 4,47	
SN 1500-80	80	270	190		~ 4,81	
SN 1500-100	100	310	210		~ 5,22	
SN 1500-125	125	360	235		~ 5,75	
SN 1500-160	160	430	270		~ 6,33	
SN 1500-200	200	510	310		~ 7,34	
SN 1500-250	250	610	360		~ 8,50	
SN 1500-300	300	710	410	~ 9,60		



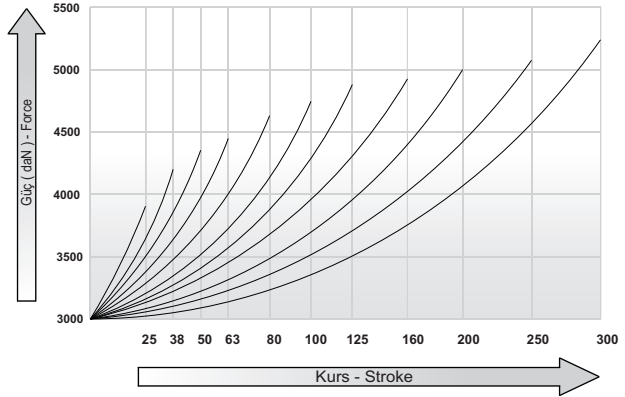




PED  
97/23/CE

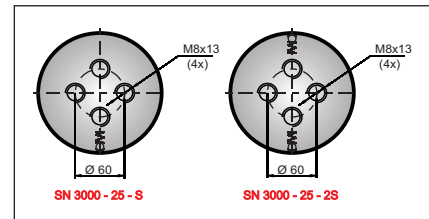
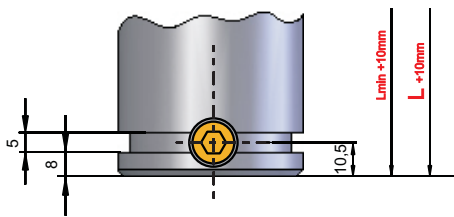


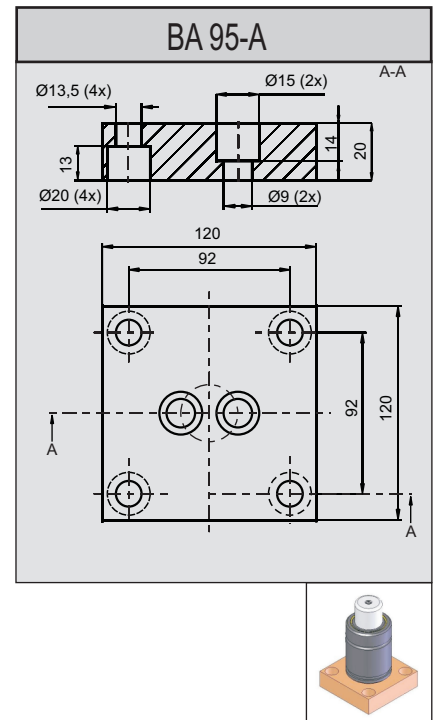
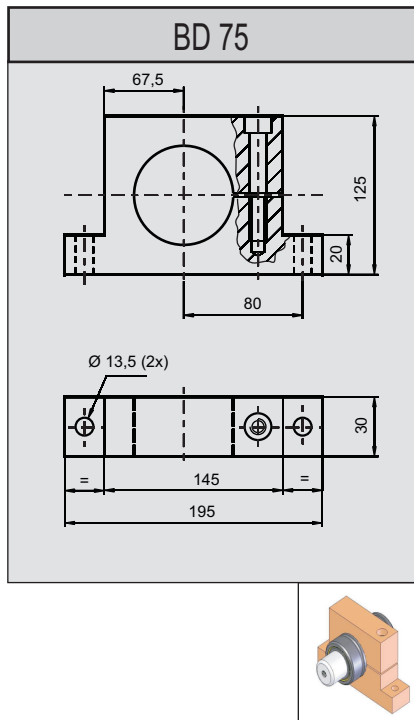
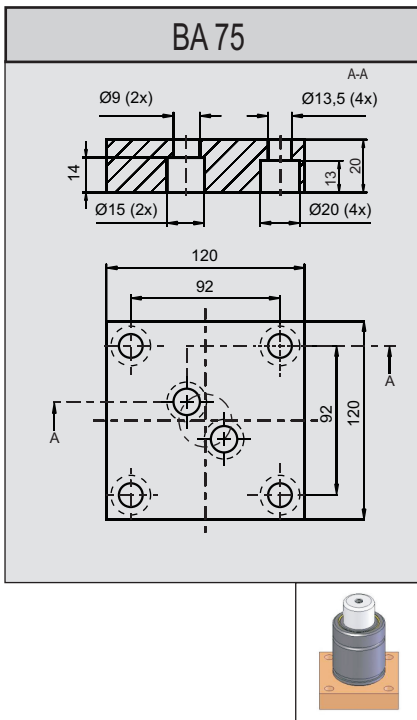
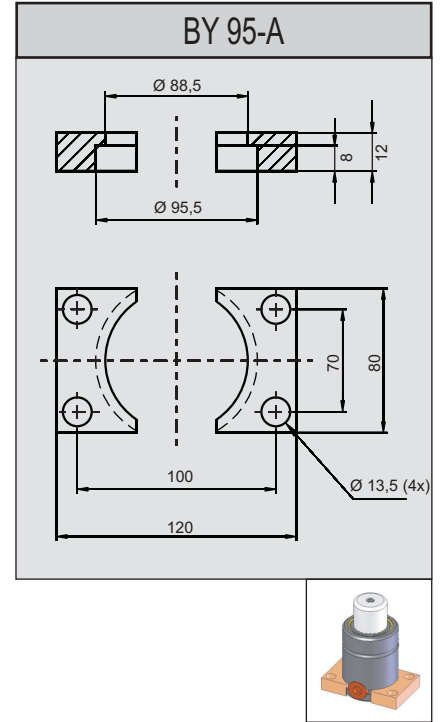
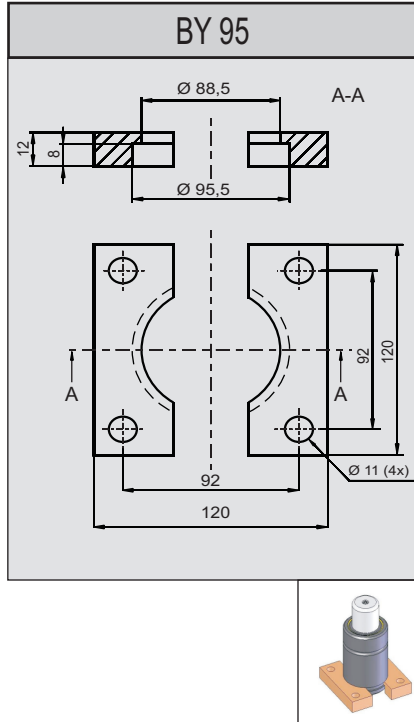
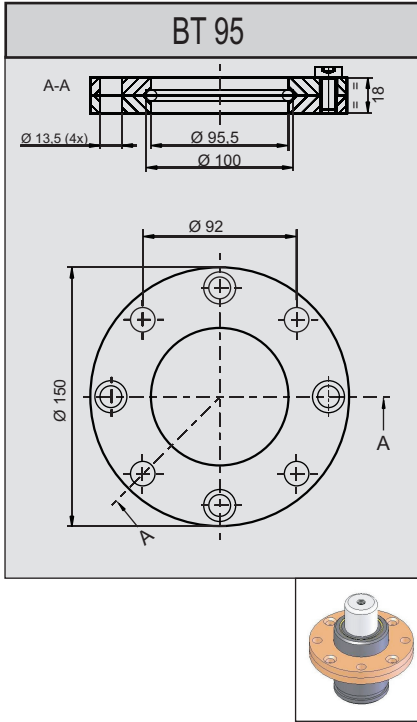
ISO  
11901-1



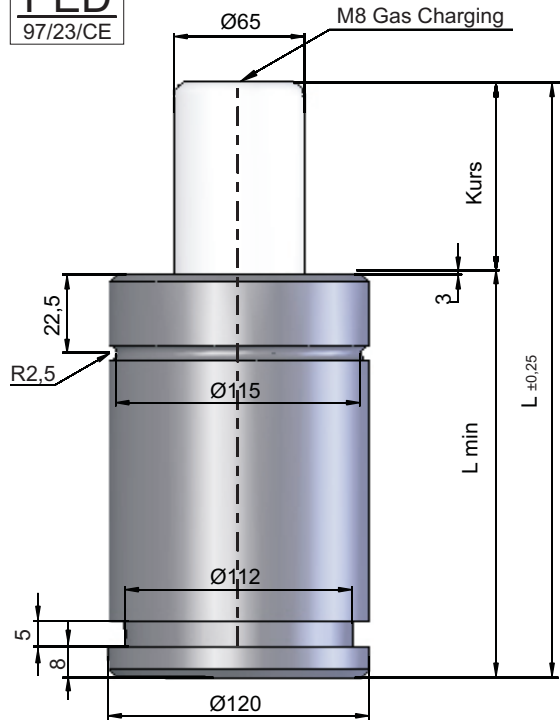
Basınç Gazı : Nitrogen N2  
Pressurè Gas  
Max. Basınç : 150 bar  
Max. load pressure  
Min. Basınç : 25 bar  
Min. load pressure  
Çalışma Sıcaklığı : 0°C ve +80°C  
Working Temperature  
Max Çalışma Hızı : 1,8 m / s  
Max. operating speed

Kod Code	Kurs Stroke	L	Lmin	daN	Kg	Alt Görünüm Bottom View
SN 3000-25	25	170	145	3000	~ 6,36	
SN 3000-38	38	196	158		~ 6,75	
SN 3000-50	50	220	170		~ 7,35	
SN 3000-63	63	247	183,5		~ 7,87	
SN 3000-80	80	280	200		~ 8,44	
SN 3000-100	100	320	220		~ 9,03	
SN 3000-125	125	370	245		~ 10,1	
SN 3000-160	160	440	280		~ 11,3	
SN 3000-200	200	520	320		~ 12,8	
SN 3000-250	250	620	370		~ 14,5	
SN 3000-300	300	720	420	~ 16,2		

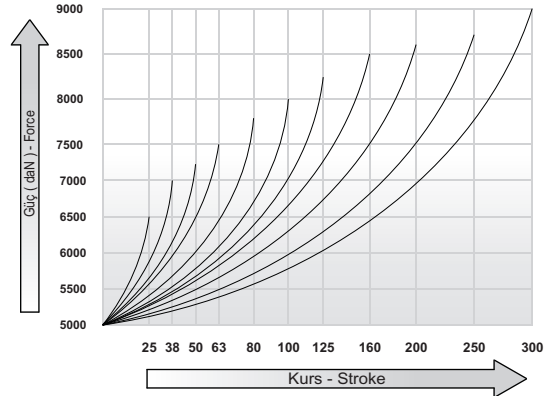




PED  
97/23/CE

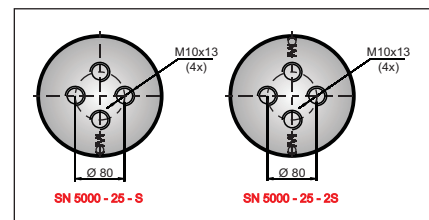
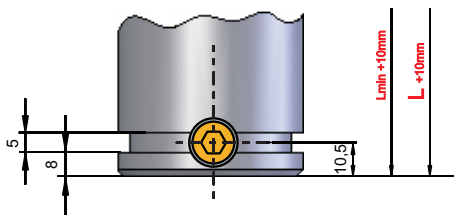


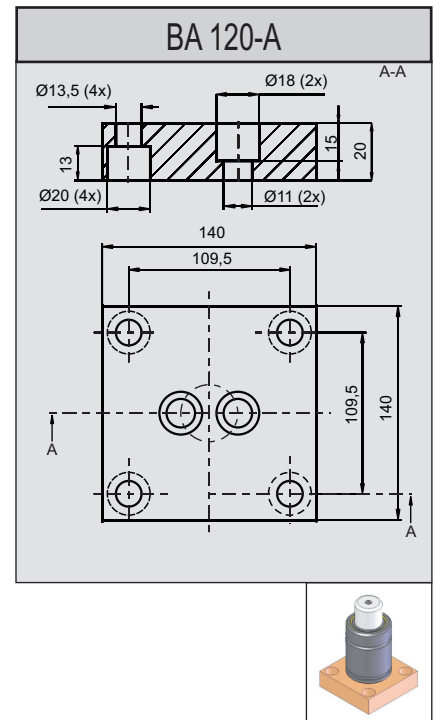
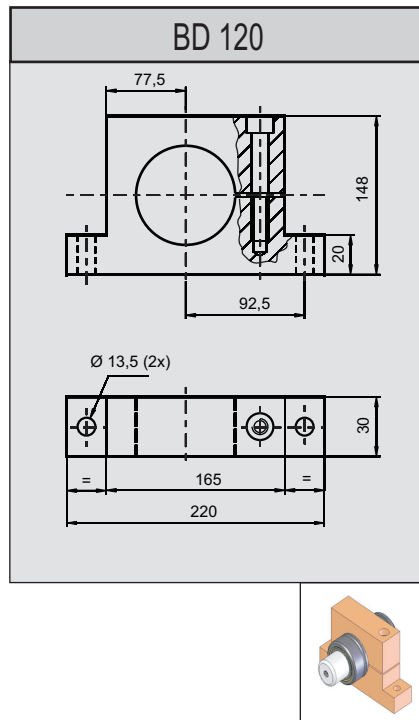
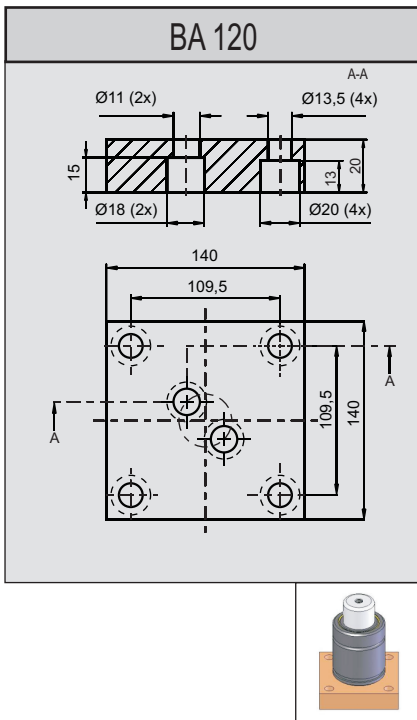
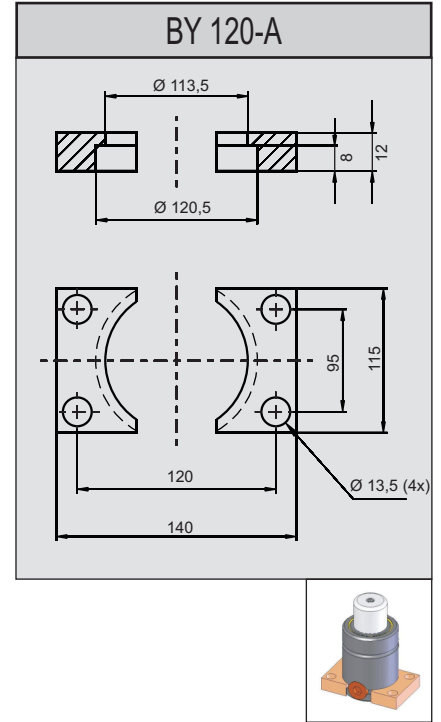
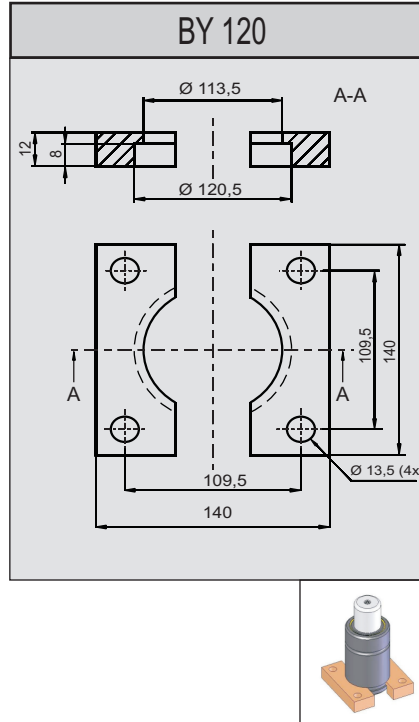
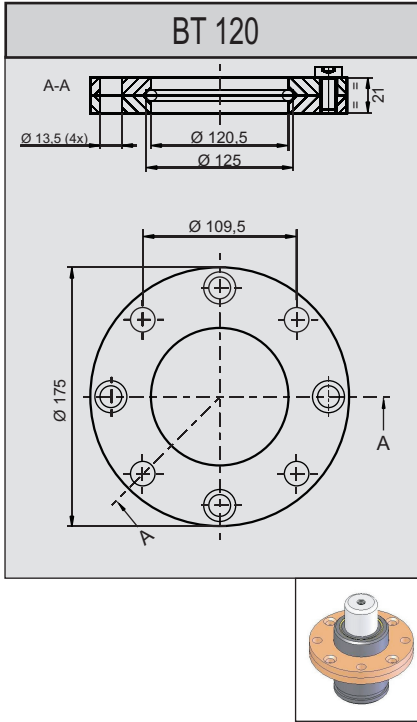
ISO  
11901-1



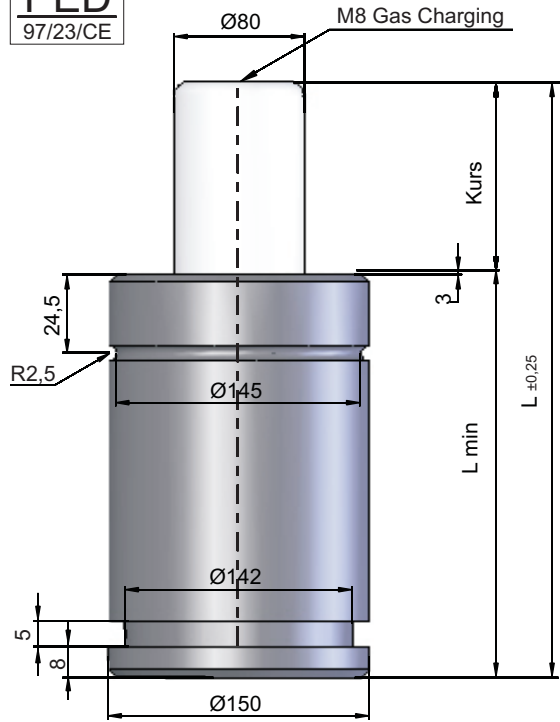
Basınç Gazı : Nitrogen N2  
Pressurè Gas  
Max. Basınç : 150 bar  
Max. load pressure  
Min. Basınç : 25 bar  
Min. load pressure  
Çalışma Sıcaklığı : 0°C ve +80°C  
Working Temperature  
Max Çalışma Hızı : 1,8 m / s  
Max. operating speed

Kod Code	Kurs Stroke	L	Lmin	daN	Kg	Alt Görünüm Bottom View
SN 5000-25	25	190	165	5000	~ 12,2	
SN 5000-38	38	216	178		~ 12,9	
SN 5000-50	50	240	190		~ 13,7	
SN 5000-63	63	267	203,5		~ 14,5	
SN 5000-80	80	300	220		~ 15,4	
SN 5000-100	100	340	240		~ 16,7	
SN 5000-125	125	390	265		~ 18,3	
SN 5000-160	160	460	300		~ 20,1	
SN 5000-200	200	540	340		~ 22,3	
SN 5000-250	250	640	390		~ 24,8	
SN 5000-300	300	740	440	~ 27,3		

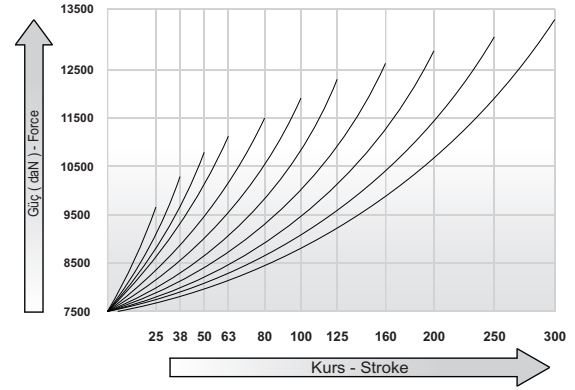




PED  
97/23/CE

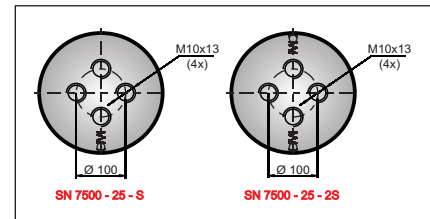
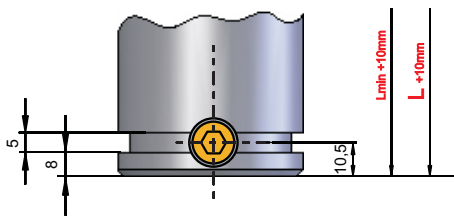


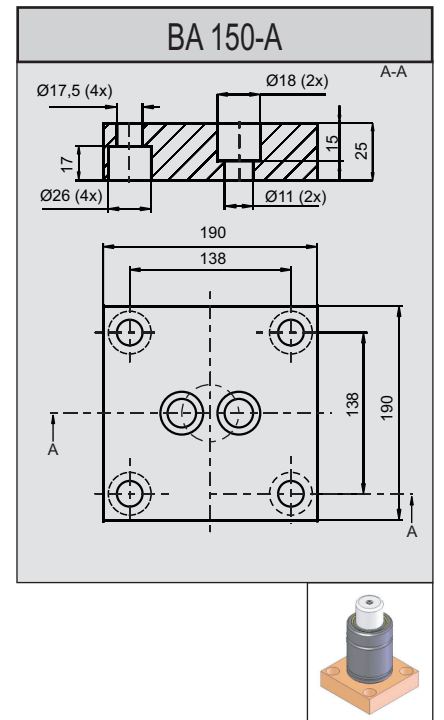
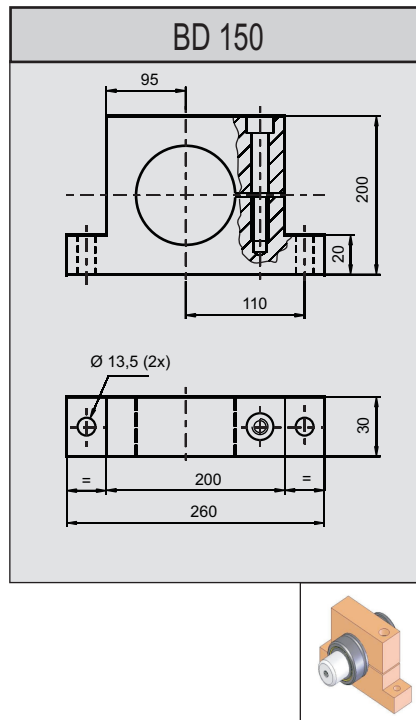
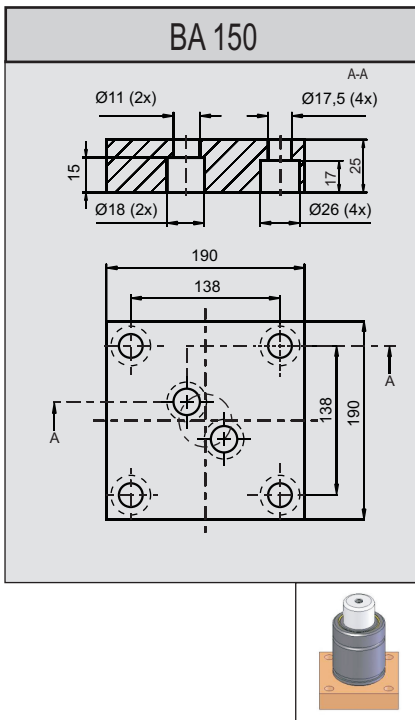
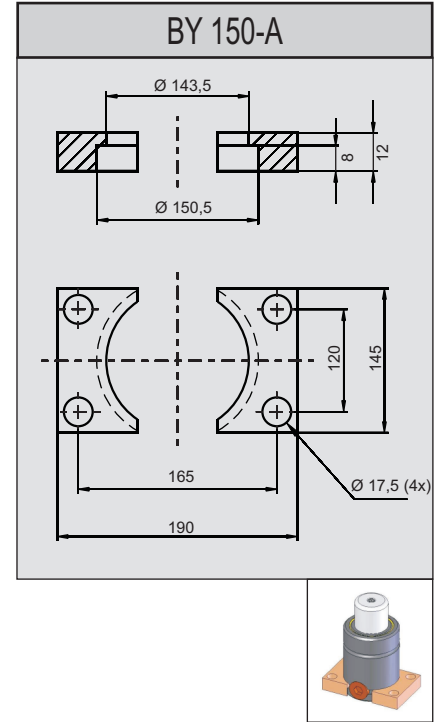
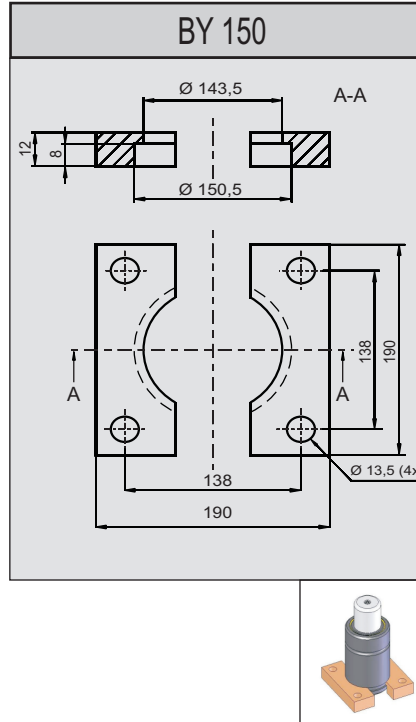
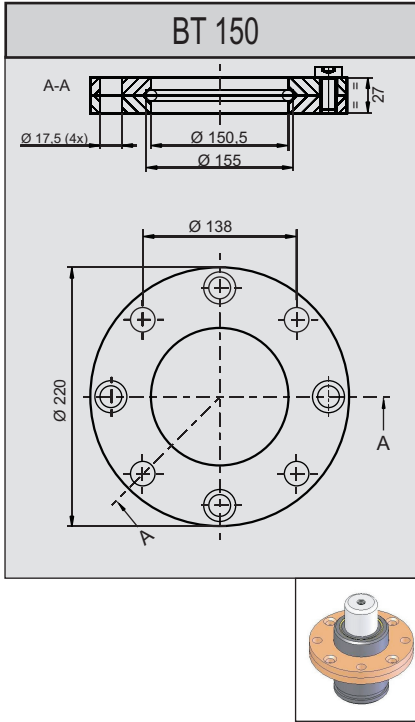
ISO  
11901-1



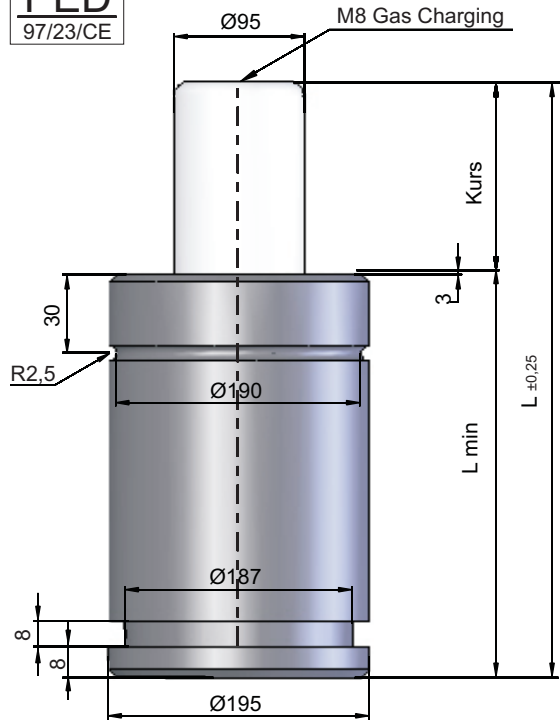
Basınç Gazı : Nitrogen N2  
Pressurè Gas  
Max. Basınç : 150 bar  
Max. load pressure  
Min. Basınç : 25 bar  
Min. load pressure  
Çalışma Sıcaklığı : 0°C ve +80°C  
Working Temperature  
Max Çalışma Hızı : 1,8 m / s  
Max. operating speed

Kod Code	Kurs Stroke	L	Lmin	daN	Kg	Alt Görünüm Bottom View
SN 7500-25	25	205	180	5000	~ 19,8	
SN 7500-38	38	231	193		~ 21,0	
SN 7500-50	50	255	205		~ 21,8	
SN 7500-63	63	282	218,5		~ 22,6	
SN 7500-80	80	315	235		~ 24,4	
SN 7500-100	100	355	255		~ 26,1	
SN 7500-125	125	405	280		~ 28,0	
SN 7500-160	160	475	315		~ 31,4	
SN 7500-200	200	555	355		~ 35,0	
SN 7500-250	250	655	405		~ 38,5	
SN 7500-300	300	755	455	~ 42,4		

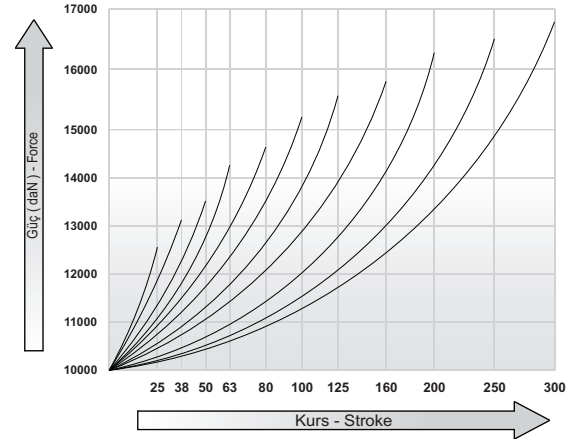




**PED**  
97/23/CE

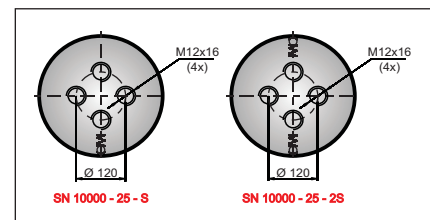
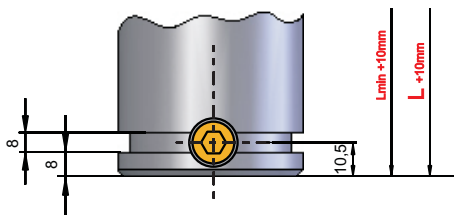


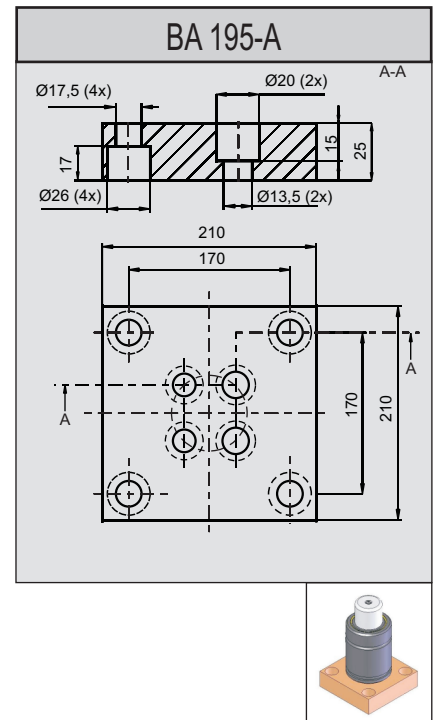
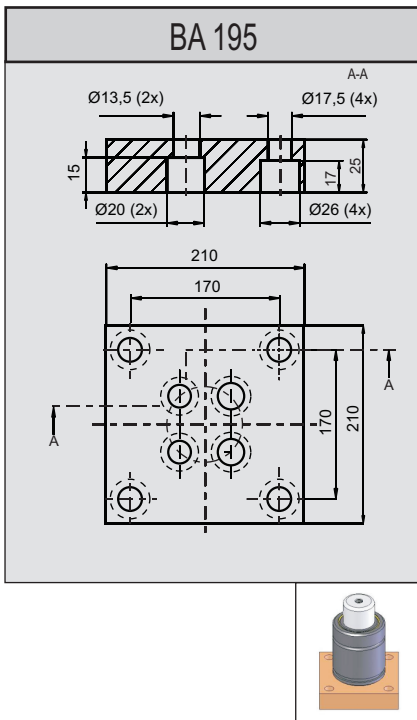
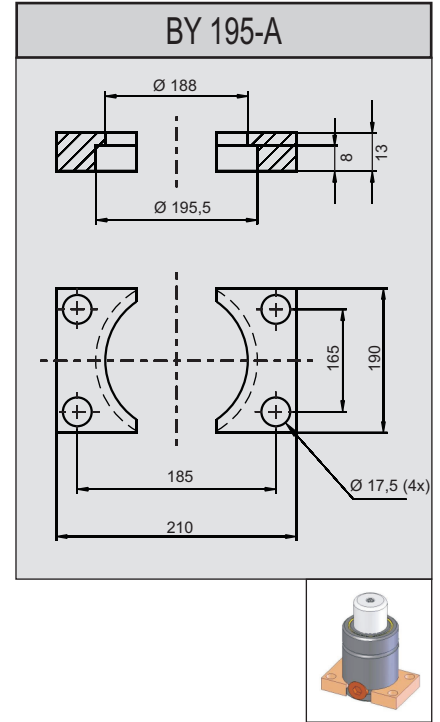
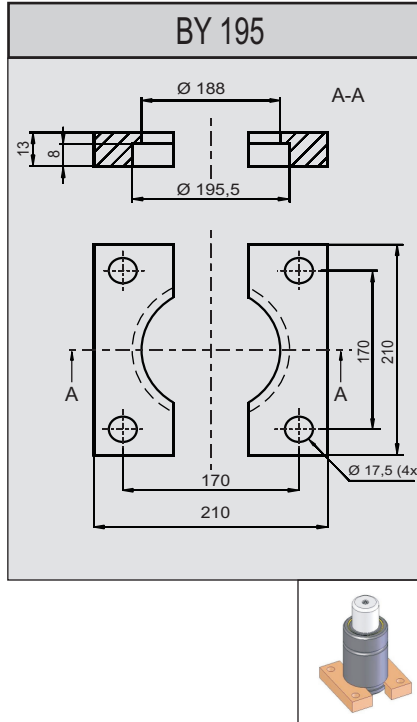
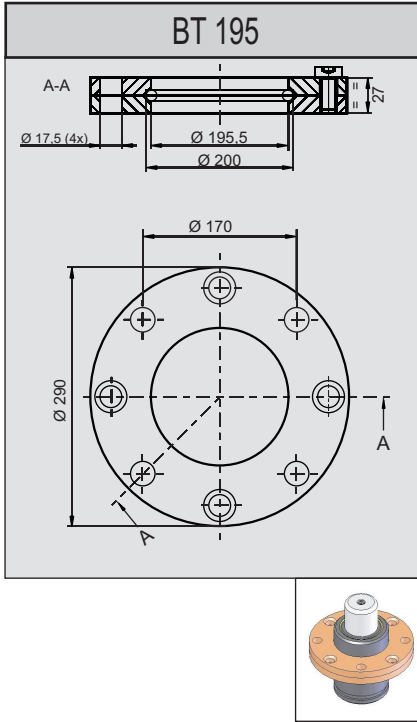
**ISO**  
11901-1



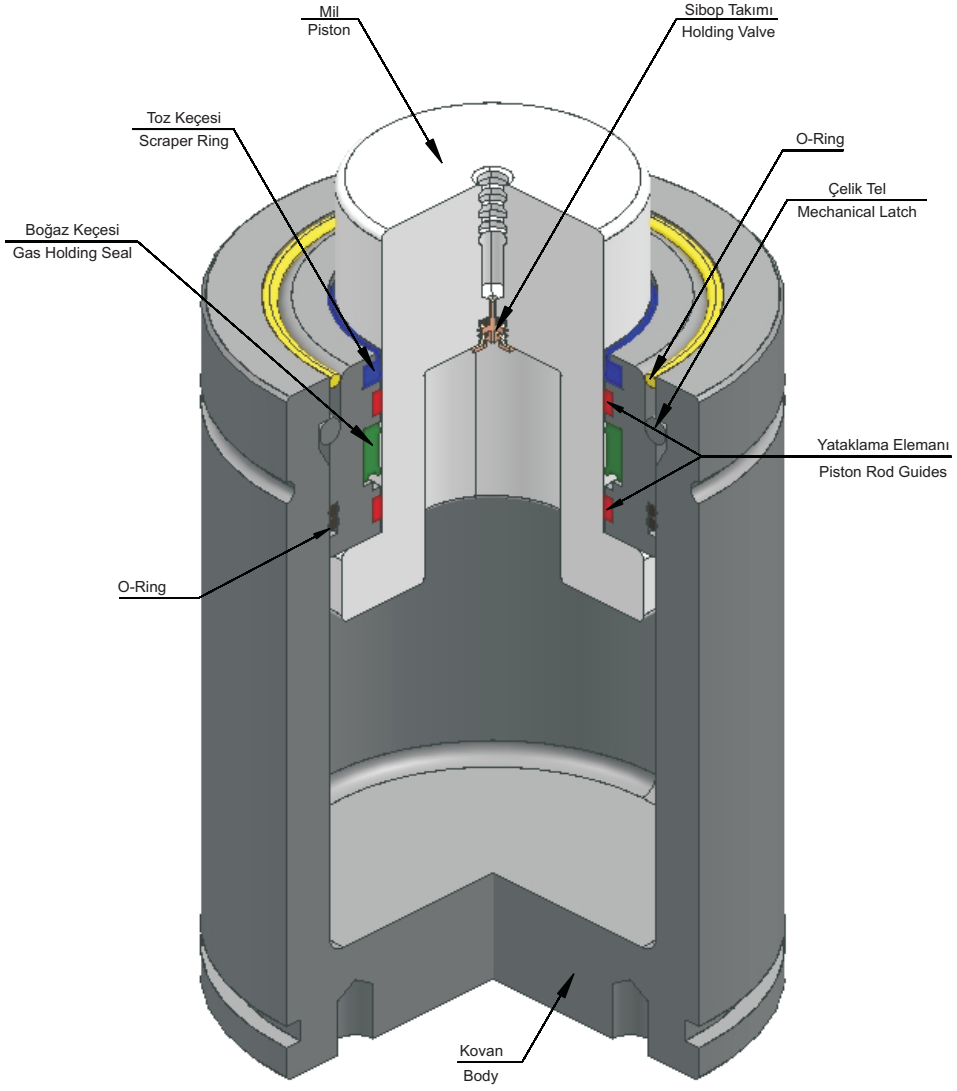
Basınç Gazı : Nitrogen N2  
Pressure Gas  
Max. Basınç : 150 bar  
Max. load pressure  
Min. Basınç : 25 bar  
Min. load pressure  
Çalışma Sıcaklığı : 0°C ve +80°C  
Working Temperature  
Max Çalışma Hızı : 1,8 m / s  
Max. operating speed

Kod Code	Kurs Stroke	L	Lmin	daN	Kg	Alt Görünüm Bottom View
SN 10000-25	25	210	185	10000	~ 34,8	
SN 10000-38	38	236	198		~ 36,7	
SN 10000-50	50	260	210		~ 38,5	
SN 10000-63	63	287	223,5		~ 40,5	
SN 10000-80	80	320	240		~ 43,0	
SN 10000-100	100	360	260		~ 46,0	
SN 10000-125	125	410	285		~ 49,8	
SN 10000-160	160	480	320		~ 55,0	
SN 10000-200	200	560	360		~ 61,0	
SN 10000-250	250	660	410		~ 68,5	
SN 10000-300	300	760	460		~ 76,0	

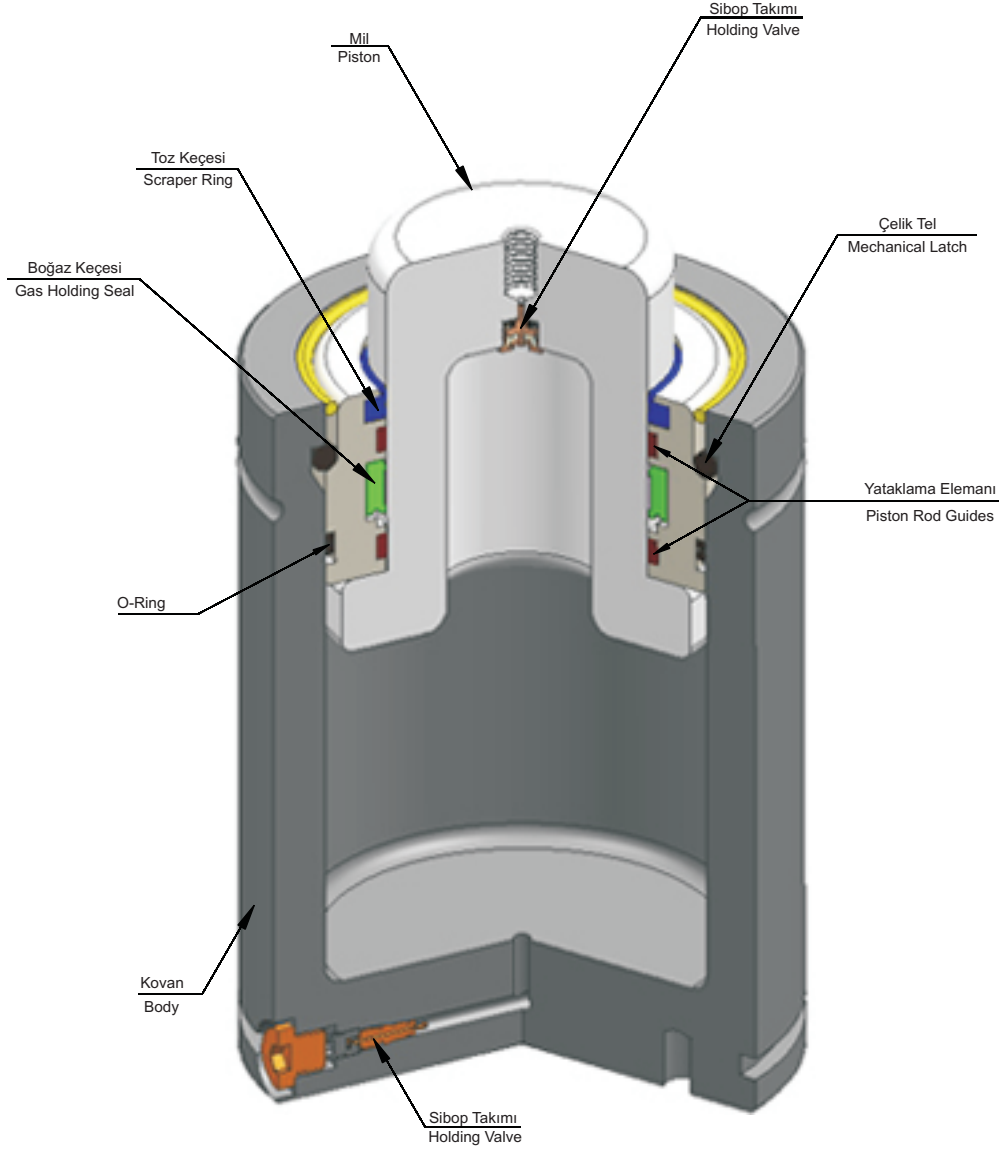






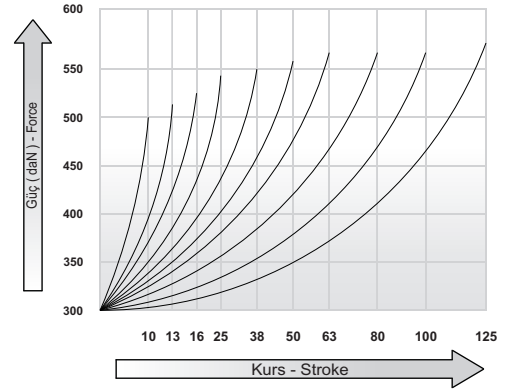
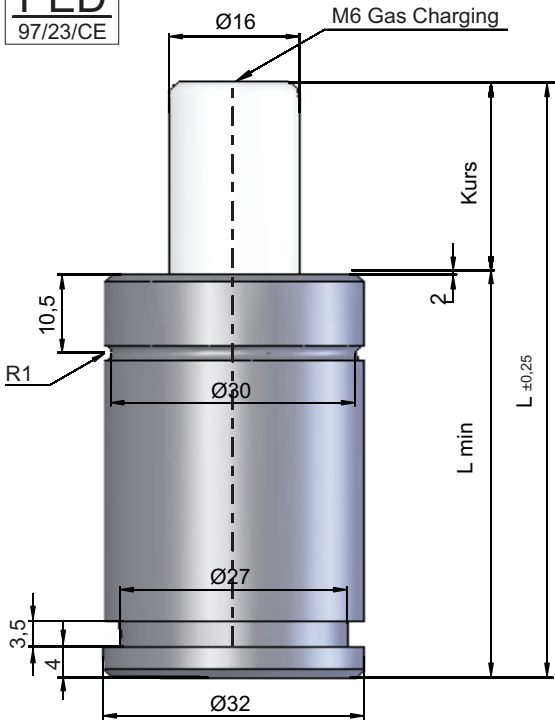


SN/ISO Serisinden Alan Tasarufu Etmek İçin Tasarlanmıştır.



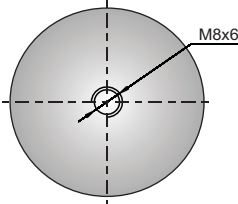


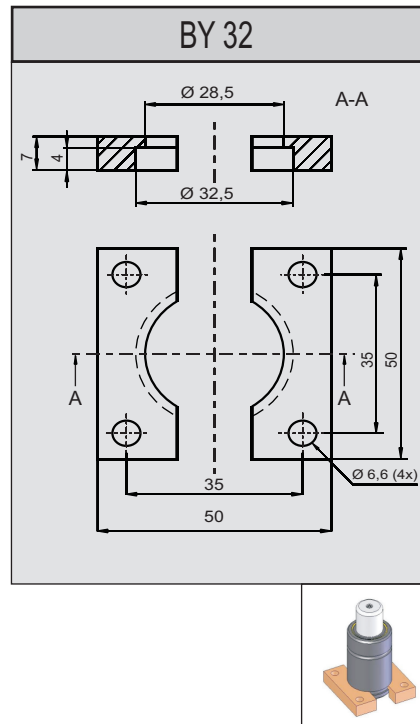
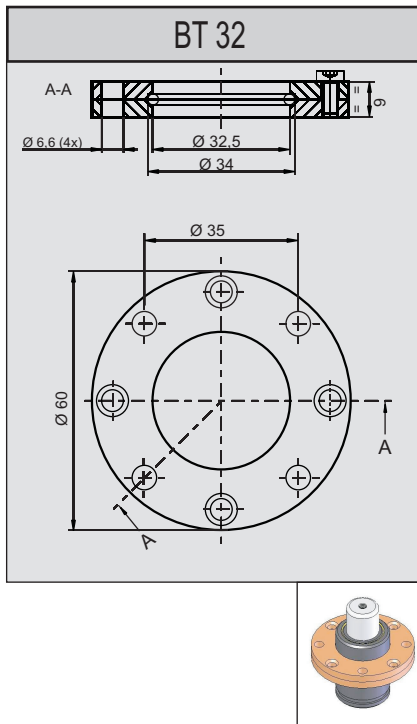
SN/ISO Serisinden Alan Tasarufu Etmek İçin Tasarlanmıştır.Seri Bağlantılara Uyumludur.

PED  
97/23/CE

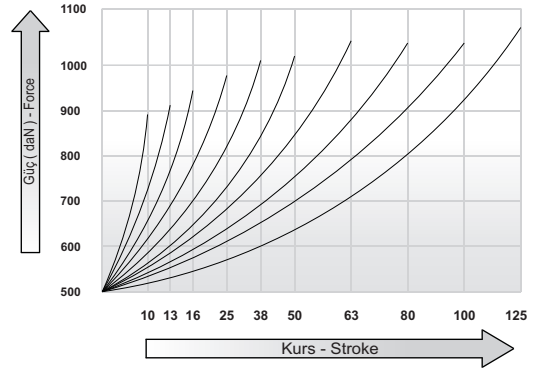
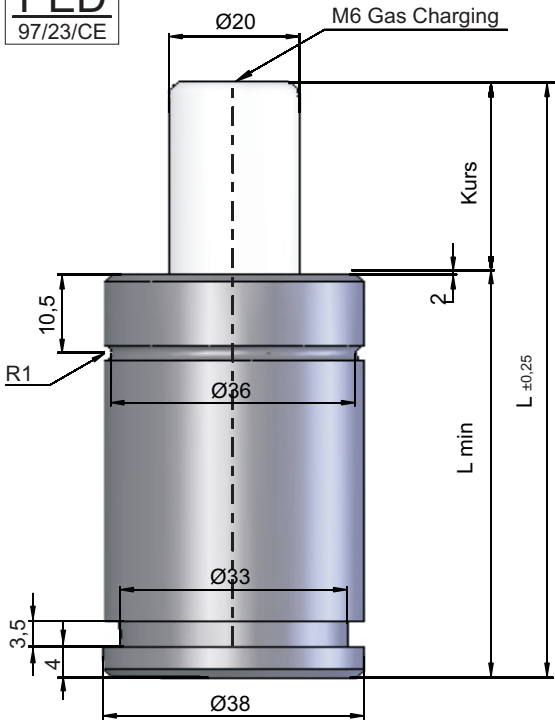


Basınç Gazı : Nitrogen N2  
Pressure Gas  
Max. Basınç : 150 bar  
Max. load pressure  
Min. Basınç : 25 bar  
Min. load pressure  
Çalışma Sıcaklığı : 0°C ve +80°C  
Working Temperature  
Max Çalışma Hızı : 1,8 m / s  
Max. operating speed



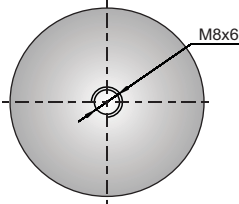
Kod Code	Kurs Stroke	L	Lmin	 daN	 Kg	Alt Görünüm Bottom View
Y 300-10	10	70	60	250	~ 0,29	
Y 300-13	13	75,4	62,7		~ 0,30	
Y 300-16	16	82	66		~ 0,31	
Y 300-25	25	100	75		~ 0,34	
Y 300-38	38	126	88		~ 0,38	
Y 300-50	50	150	100		~ 0,43	
Y 300-63	63	177	113,5		~ 0,48	
Y 300-80	80	210	130		~ 0,54	
Y 300-100	100	250	150		~ 0,61	
Y 300-125	125	300	175		~ 0,69	

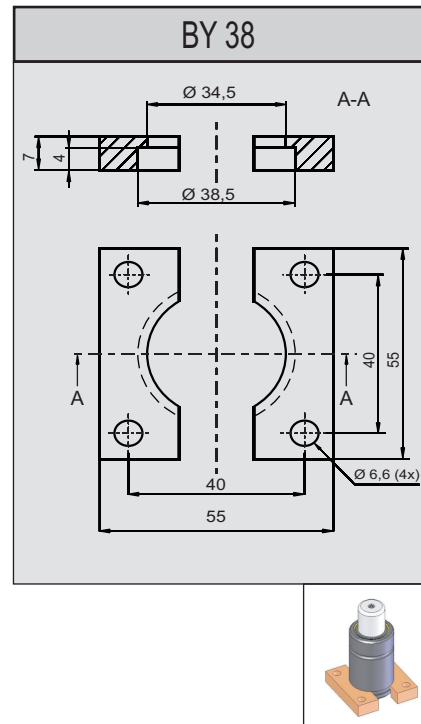
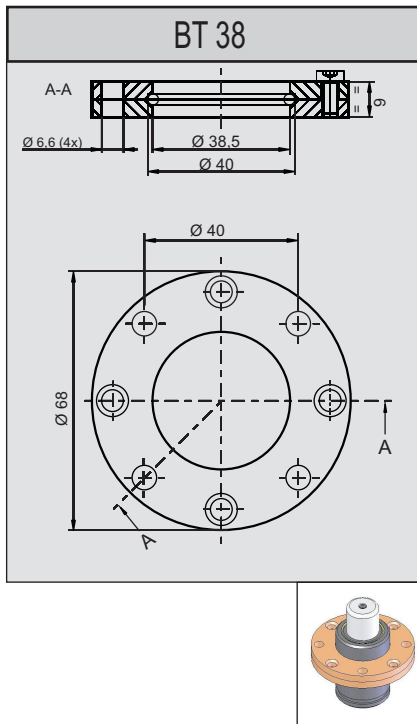


PED  
97/23/CE

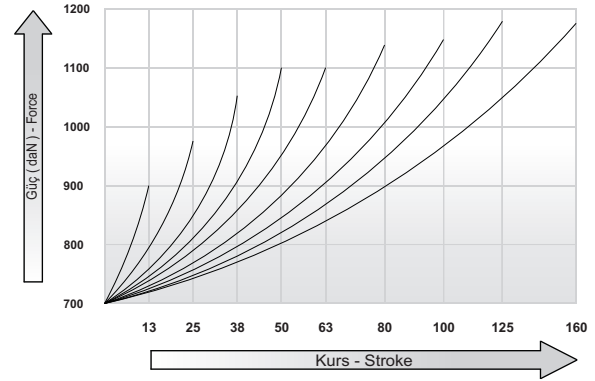
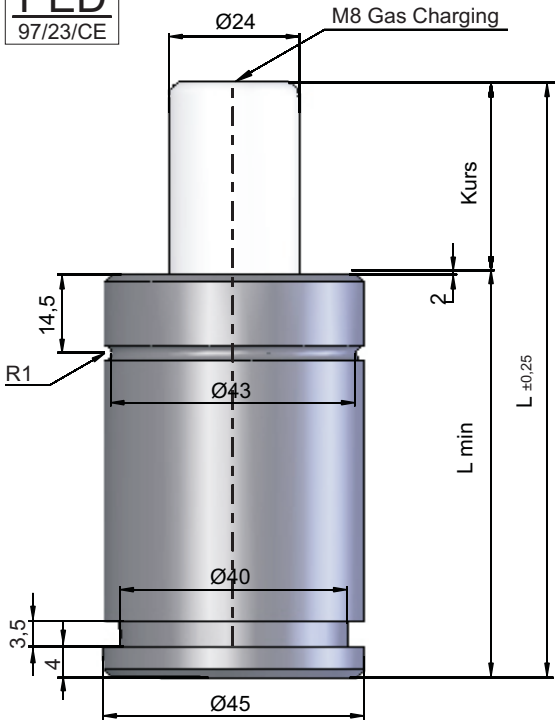


Basınç Gazı : Nitrogen N2  
Pressure Gas  
Max. Basınç : 150 bar  
Max. load pressure  
Min. Basınç : 25 bar  
Min. load pressure  
Çalışma Sıcaklığı : 0°C ve +80°C  
Working Temperature  
Max Çalışma Hızı : 1,8 m / s  
Max. operating speed

Kod Code	Kurs Stroke	L	Lmin	 daN	 Kg	Alt Görünüm Bottom View
Y 500-10	10	70	60	250	~ 0,29	
Y 500-13	13	75,4	62,7		~ 0,30	
Y 500-16	16	82	66		~ 0,31	
Y 500-25	25	100	75		~ 0,34	
Y 500-38	38	126	88		~ 0,38	
Y 500-50	50	150	100		~ 0,43	
Y 500-63	63	177	113,5		~ 0,48	
Y 500-80	80	210	130		~ 0,54	
Y 500-100	100	250	150		~ 0,61	
Y 500-125	125	300	175		~ 0,69	

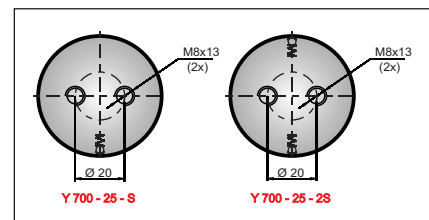
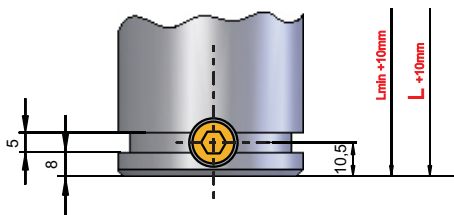


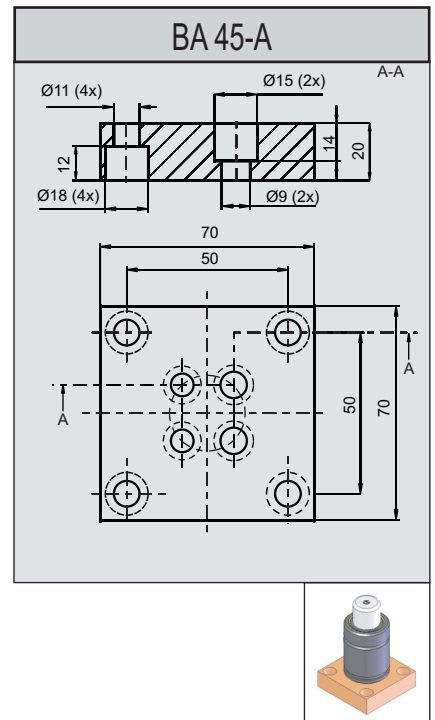
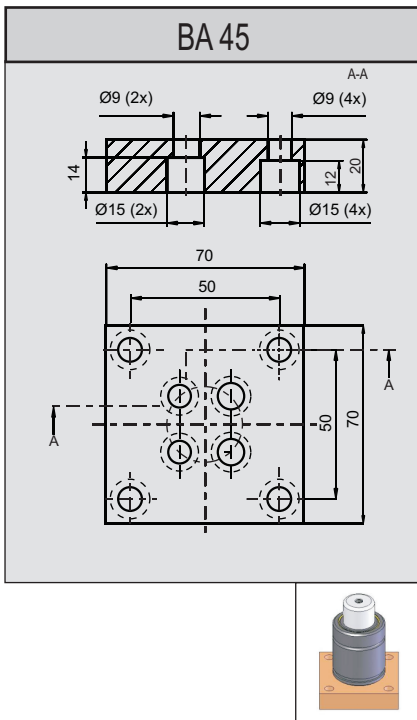
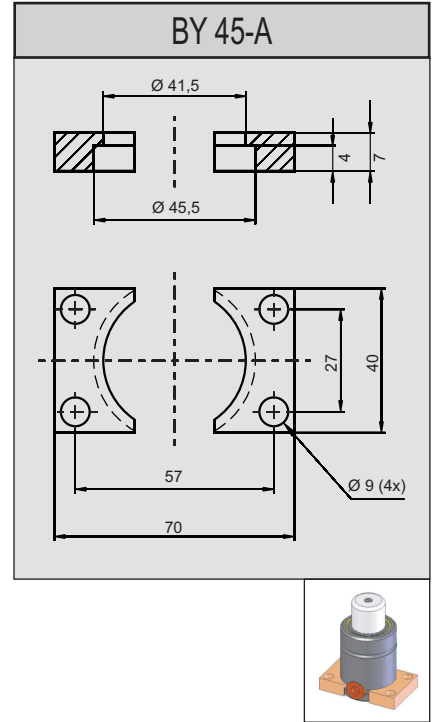
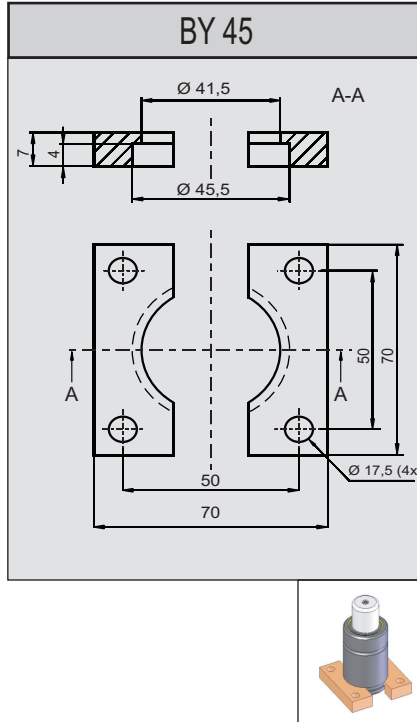
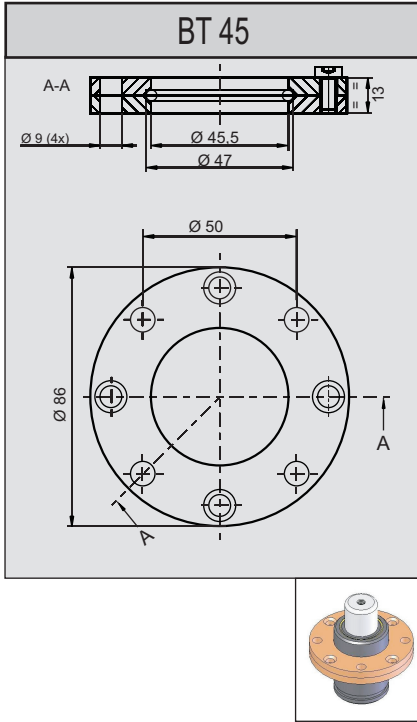
PED  
97/23/CE



Basınç Gazı : Nitrogen N2  
Pressure Gas  
Max. Basınç : 150 bar  
Max. load pressure  
Min. Basınç : 25 bar  
Min. load pressure  
Çalışma Sıcaklığı : 0°C ve +80°C  
Working Temperature  
Max Çalışma Hızı : 1,8 m / s  
Max. operating speed

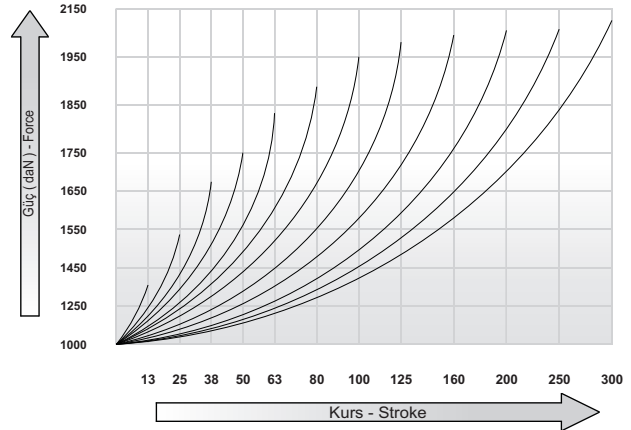
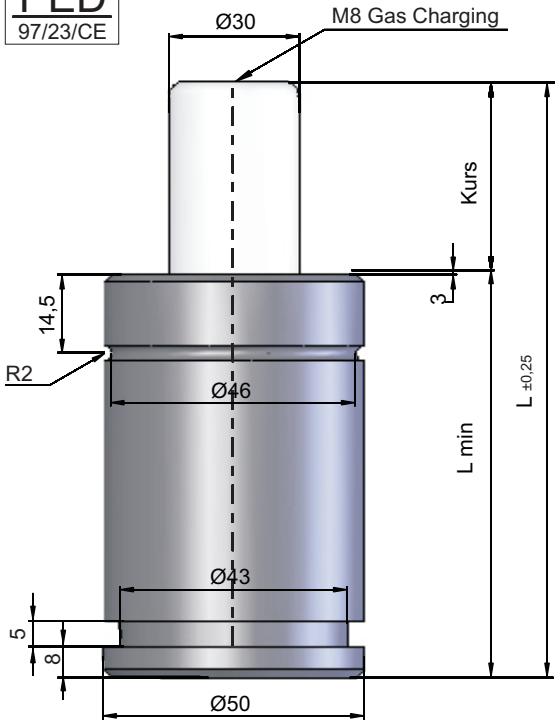
Kod Code	Kurs Stroke	L	Lmin	 daN	 Kg	Alt Görünüm Bottom View
Y 700-13	13	110,4	97,7	700	~ 0,98	
Y 700-25	25	135	110		~ 1,07	
Y 700-38	38	161	123		~ 1,16	
Y 700-50	50	185	135		~ 1,25	
Y 700-63	63	212	148,5		~ 1,35	
Y 700-80	80	245	165		~ 1,47	
Y 700-100	100	285	185		~ 1,72	
Y 700-125	125	335	210		~ 1,80	
Y 700-160	160	405	245		~ 2,05	





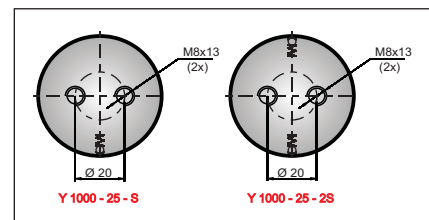
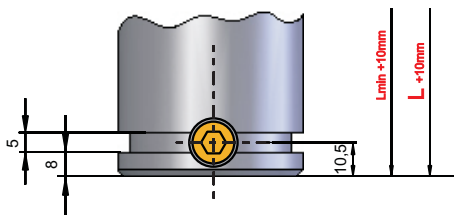


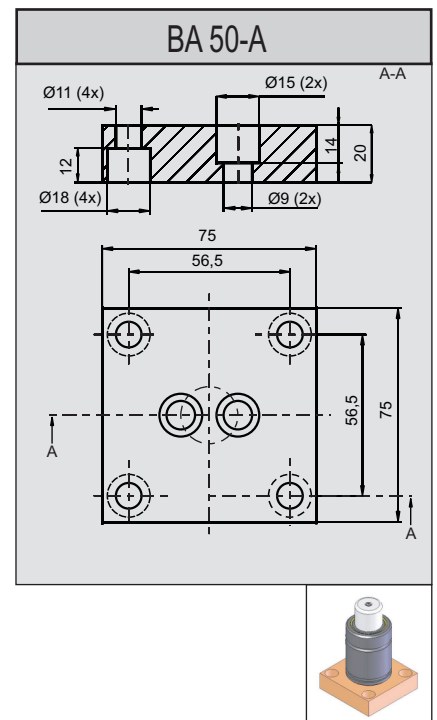
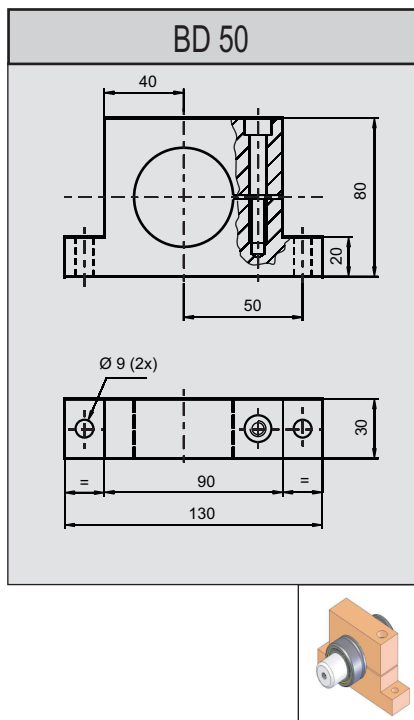
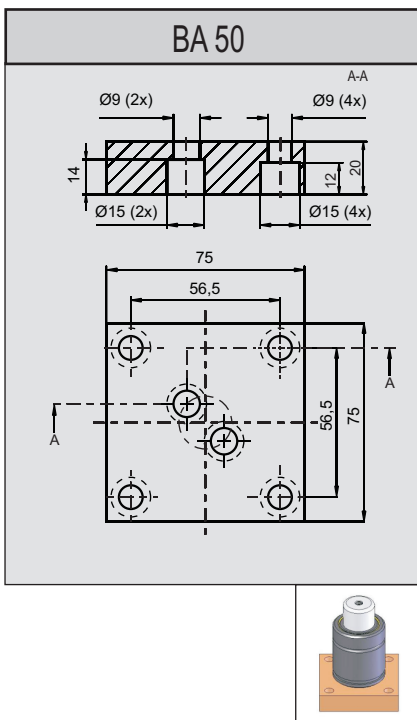
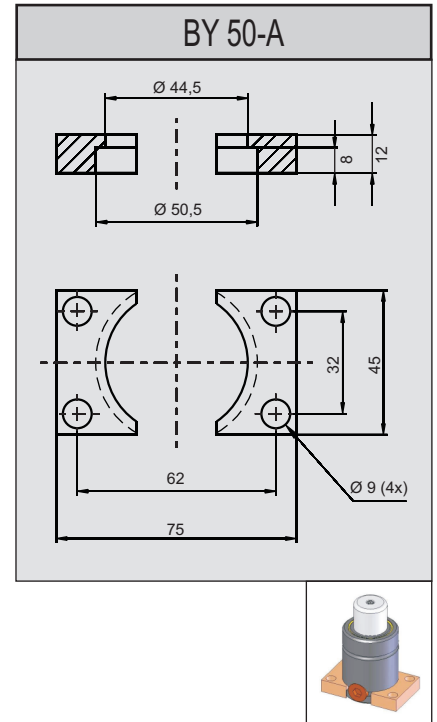
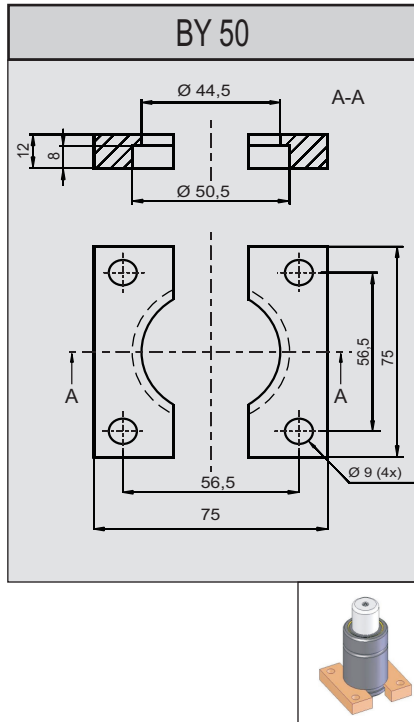
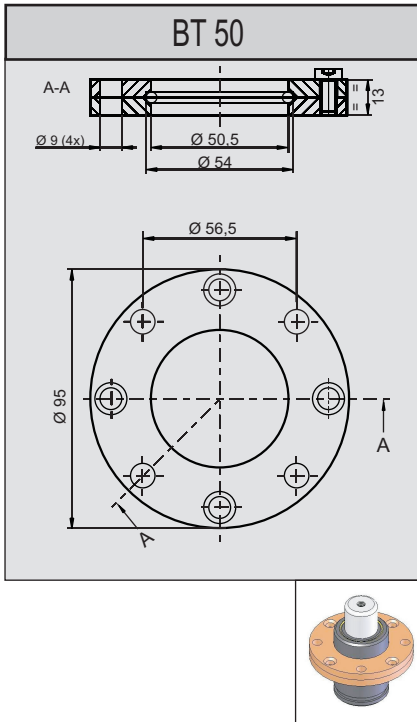
PED  
97/23/CE



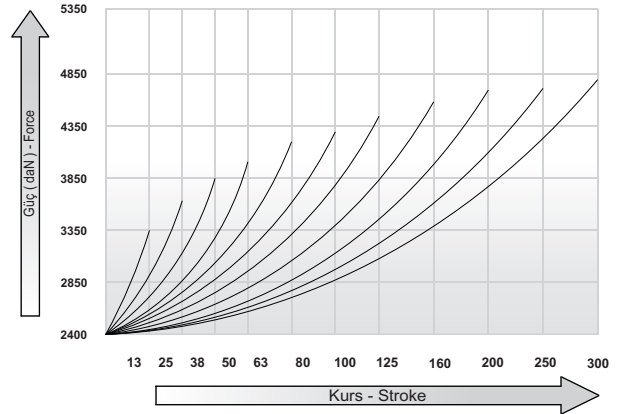
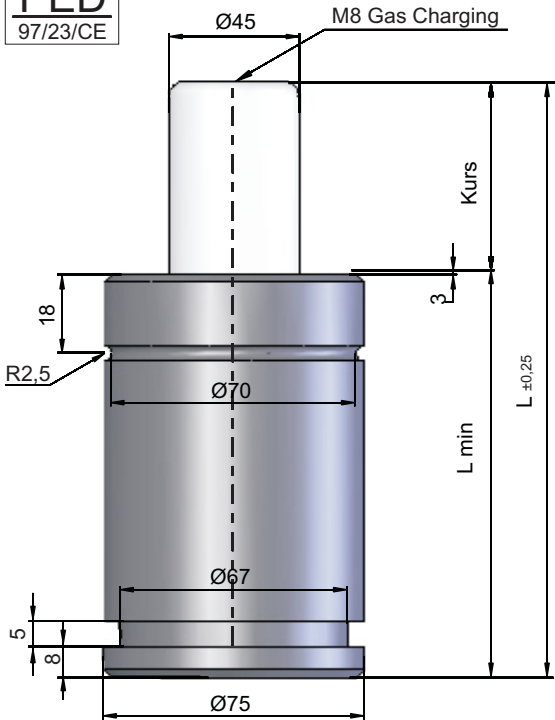
Basınç Gazı : Nitrogen N2  
Pressure Gas  
Max. Basınç : 150 bar  
Max. load pressure  
Min. Basınç : 25 bar  
Min. load pressure  
Çalışma Sıcaklığı : 0°C ve +80°C  
Working Temperature  
Max Çalışma Hızı : 1,8 m / s  
Max. operating speed

Kod Code	Kurs Stroke	L	Lmin	daN	Kg	Alt Görünüm Bottom View
Y1000-13	13	120,4	107,7	1000	~ 1,35	
Y 1000-25	25	145	120		~ 1,44	
Y 1000-38	38	171	133		~ 1,59	
Y 1000-50	50	195	145		~ 1,68	
Y 1000-63	63	222	158,5		~ 1,83	
Y 1000-80	80	255	175		~ 1,99	
Y 1000-100	100	295	195		~ 2,19	
Y 1000-125	125	345	220		~ 2,43	
Y 1000-160	160	415	255		~ 2,77	
Y 1000-200	200	495	295		~ 3,16	
Y 1000-250	250	595	345		~ 3,64	
Y 1000-300	300	695	395		~ 4,13	



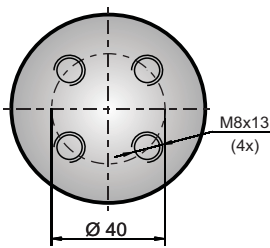


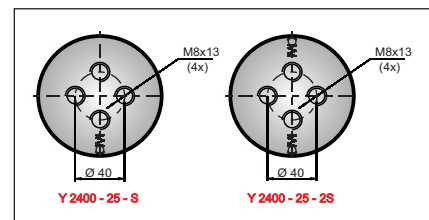
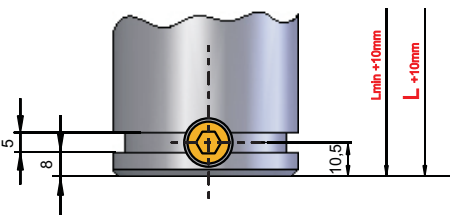


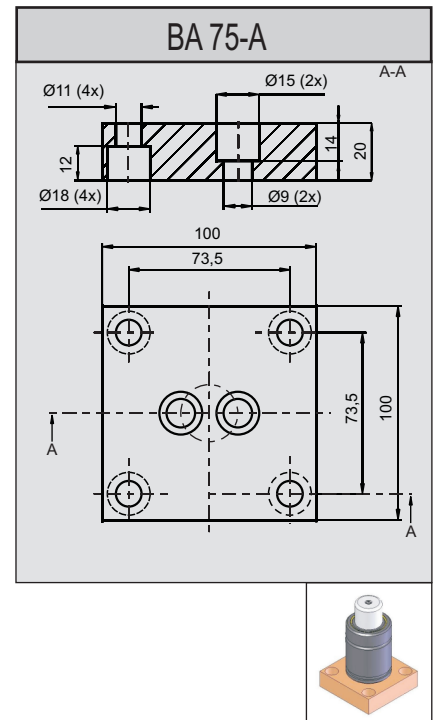
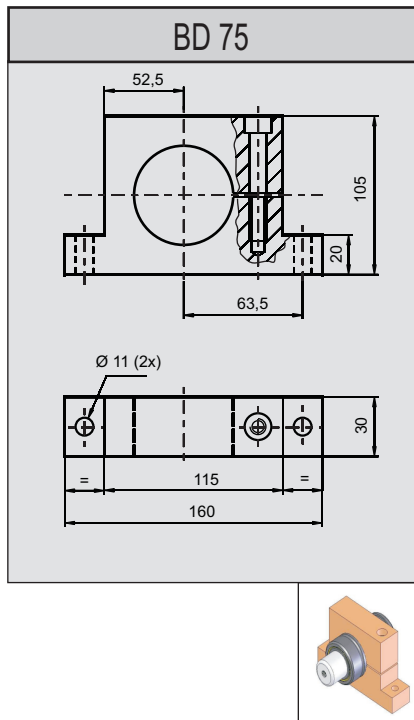
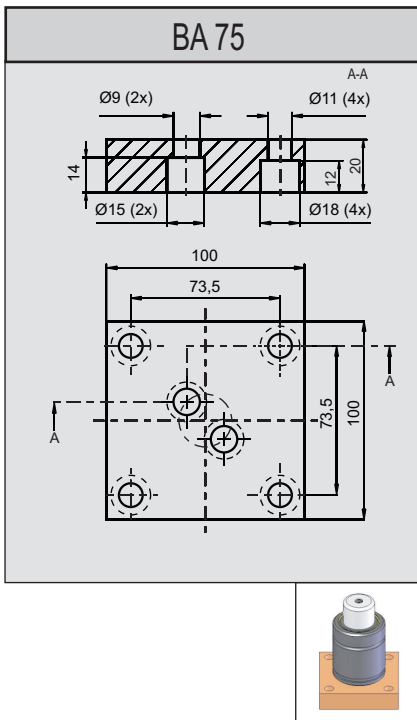
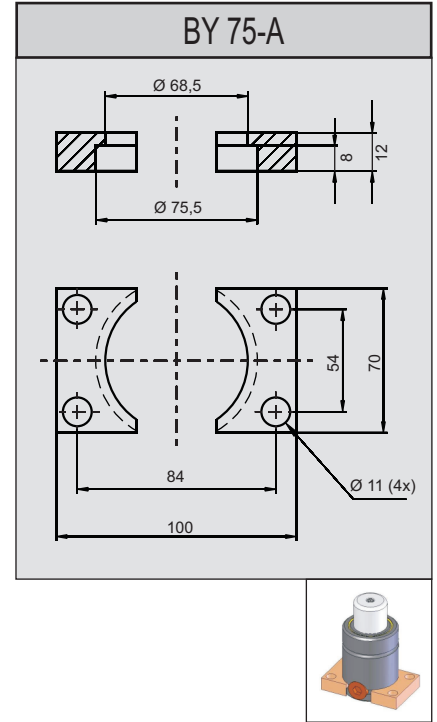
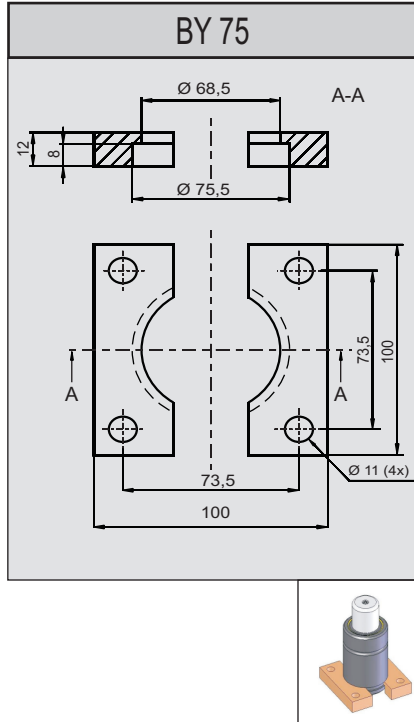
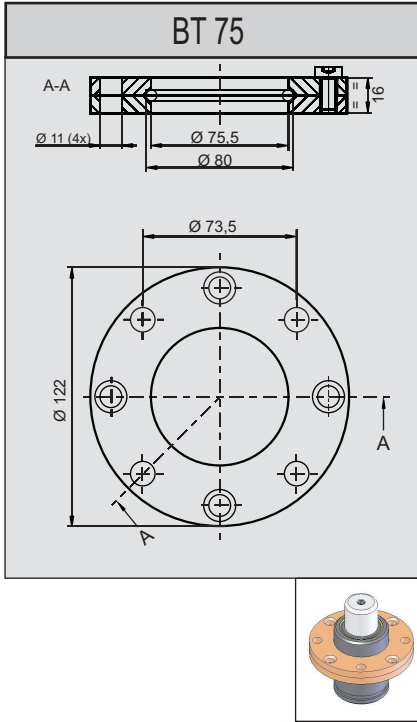
PED  
97/23/CE



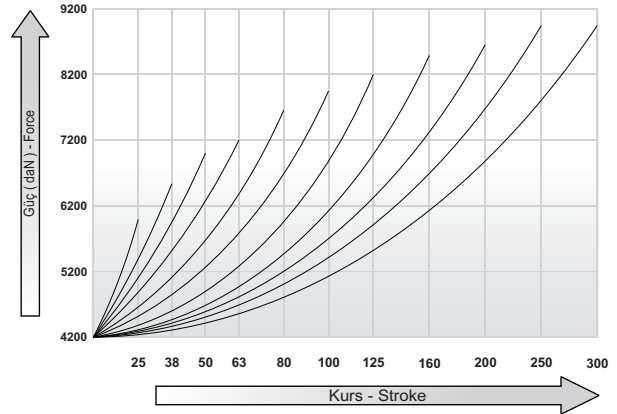
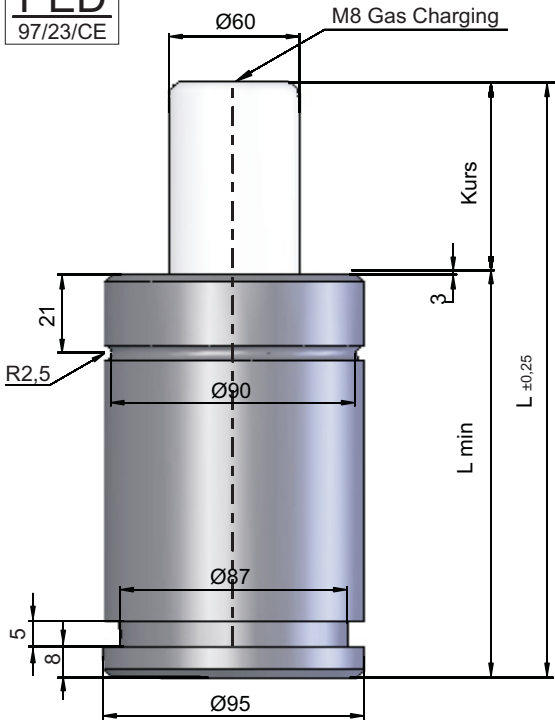
Basınç Gazı : Nitrogen N2  
Pressure Gas  
Max. Basınç : 150 bar  
Max. load pressure  
Min. Basınç : 25 bar  
Min. load pressure  
Çalışma Sıcaklığı : 0°C ve +80°C  
Working Temperature  
Max Çalışma Hızı : 1,8 m / s  
Max. operating speed

Kod Code	Kurs Stroke	L	Lmin	 daN	 Kg	Alt Görünüm Bottom View
Y 2400-25	25	160	135	2400	~ 3,70	
Y 2400-38	38	186	148		~ 3,96	
Y 2400-50	50	210	160		~ 4,21	
Y 2400-63	63	237	173,5		~ 4,50	
Y 2400-80	80	270	190		~ 4,81	
Y 2400-100	100	310	210		~ 5,23	
Y 2400-125	125	360	235		~ 5,67	
Y 2400-160	160	430	270		~ 6,48	
Y 2400-200	200	510	310		~ 7,49	
Y 2400-250	250	610	360		~ 9,36	
Y 2400-300	300	710	410		~ 11,23	



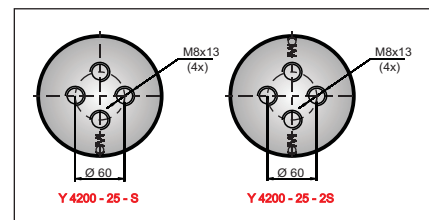
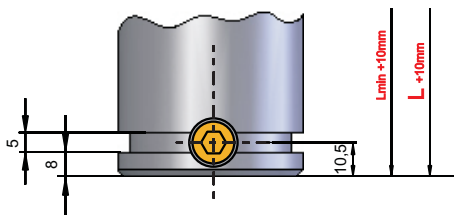


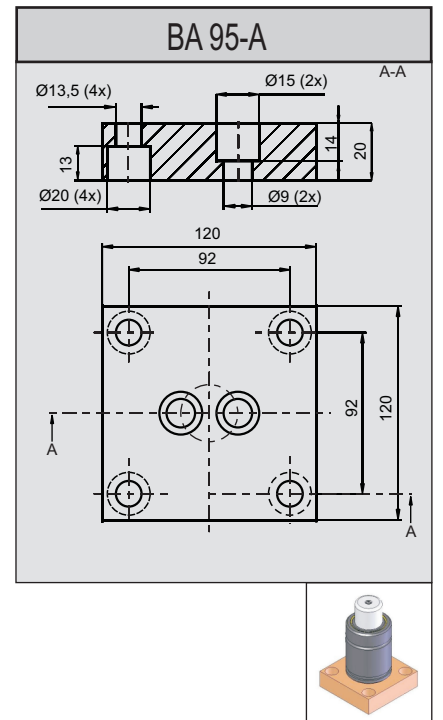
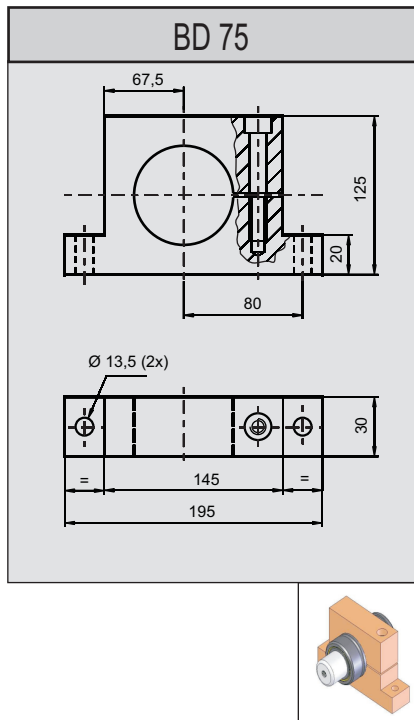
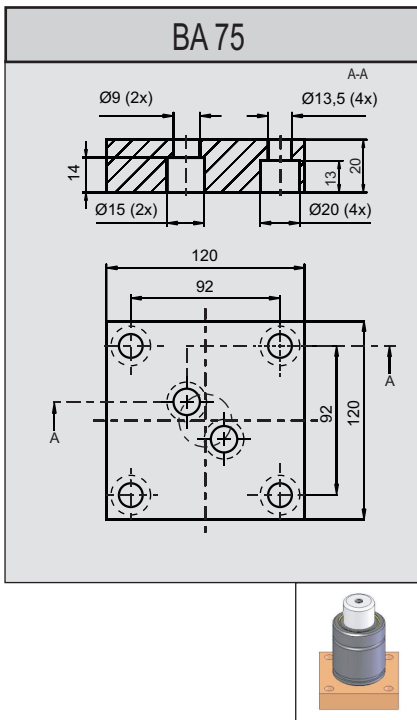
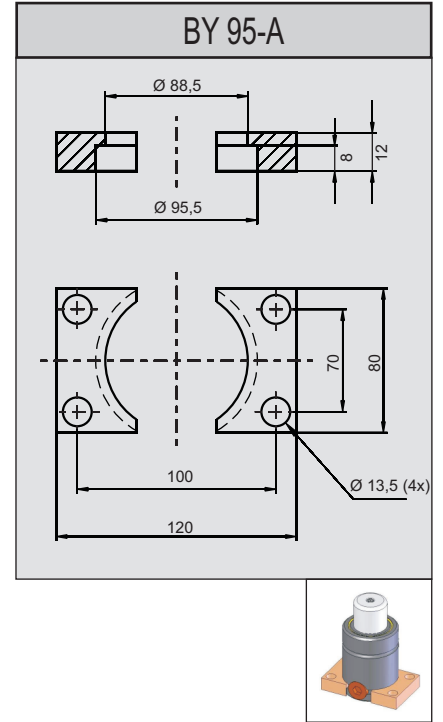
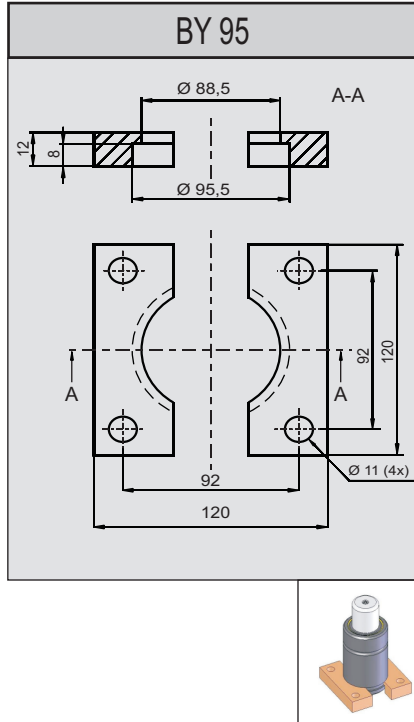
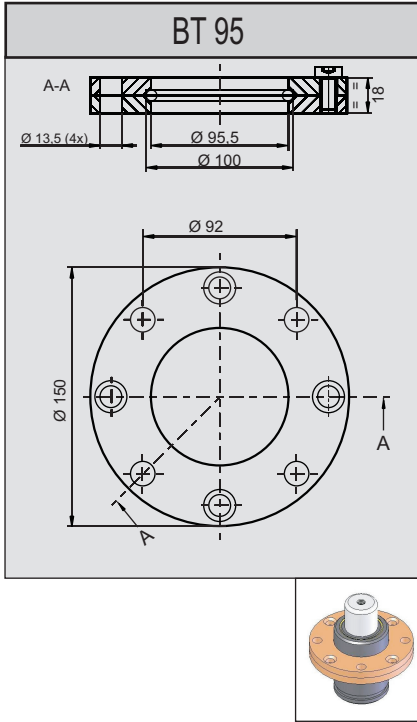
PED  
97/23/CE



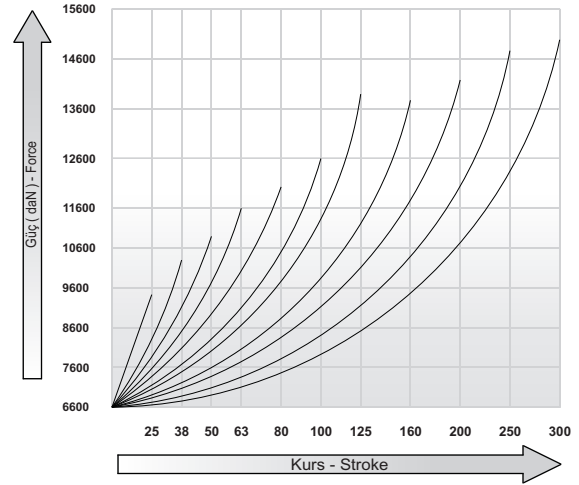
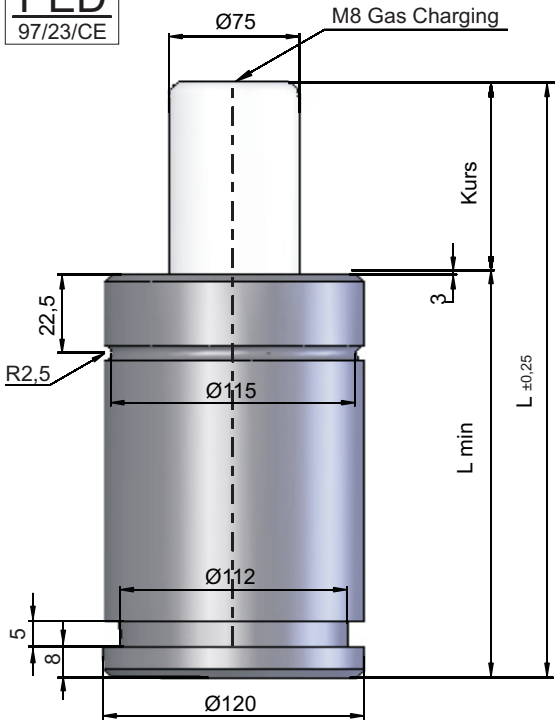
Basınç Gazı : Nitrogen N2  
Pressurè Gas  
Max. Basınç : 150 bar  
Max. load pressure  
Min. Basınç : 25 bar  
Min. load pressure  
Çalışma Sıcaklığı : 0°C ve +80°C  
Working Temperature  
Max Çalışma Hızı : 1,8 m / s  
Max. operating speed

Kod Code	Kurs Stroke	L	Lmin	daN	Kg	Alt Görünüm Bottom View
Y 4200-25	25	170	145	4200	~ 6,54	
Y 4200-38	38	196	158		~ 7,00	
Y 4200-50	50	220	170		~ 7,37	
Y 4200-63	63	247	183,5		~ 7,84	
Y 4200-80	80	280	200		~ 8,35	
Y 4200-100	100	320	220		~ 9,30	
Y 4200-125	125	370	245		~ 9,80	
Y 4200-160	160	440	280		~ 10,5	
Y 4200-200	200	520	320		~ 11,3	
Y 4200-250	250	620	370		~ 12,3	
Y 4200-300	300	720	420		~ 13,3	



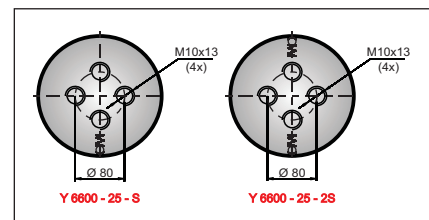
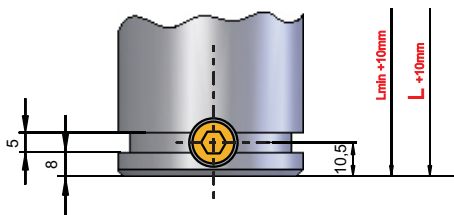


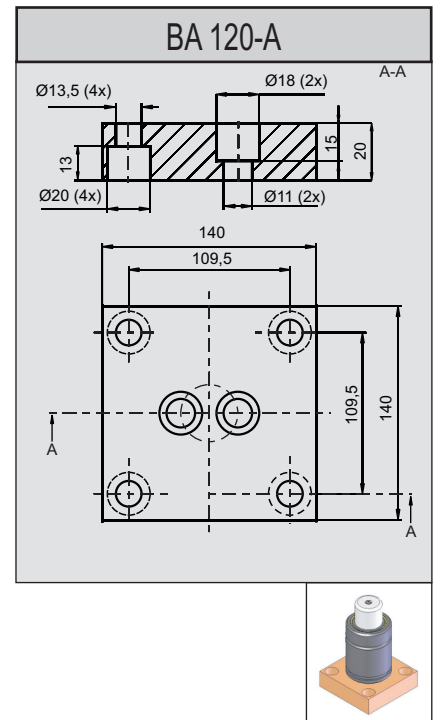
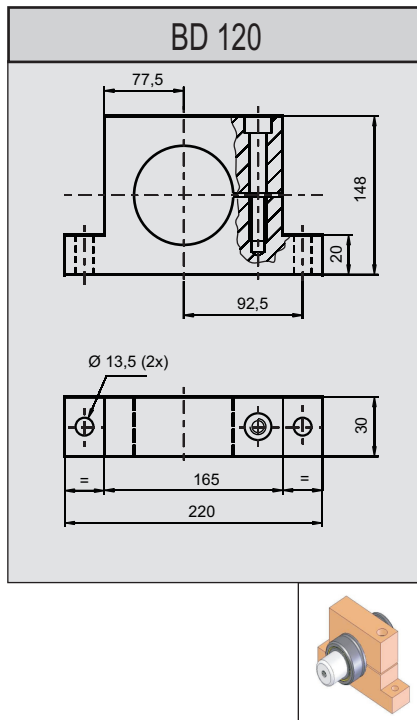
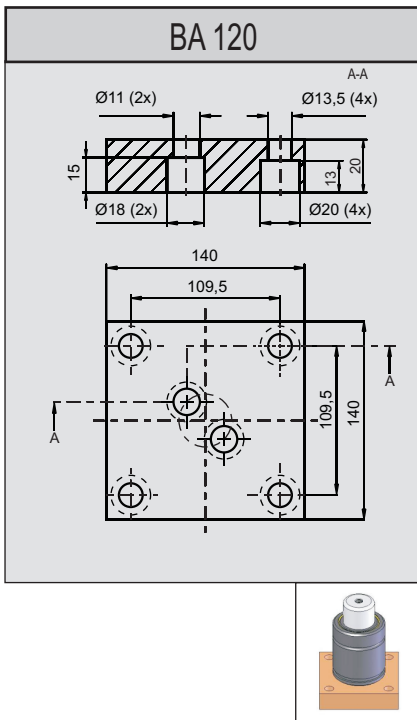
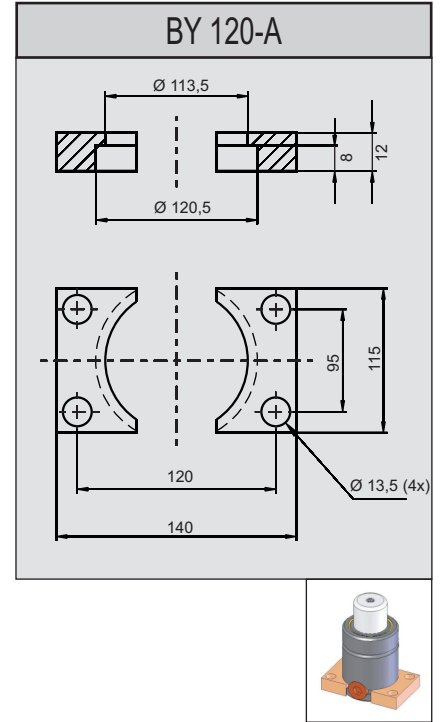
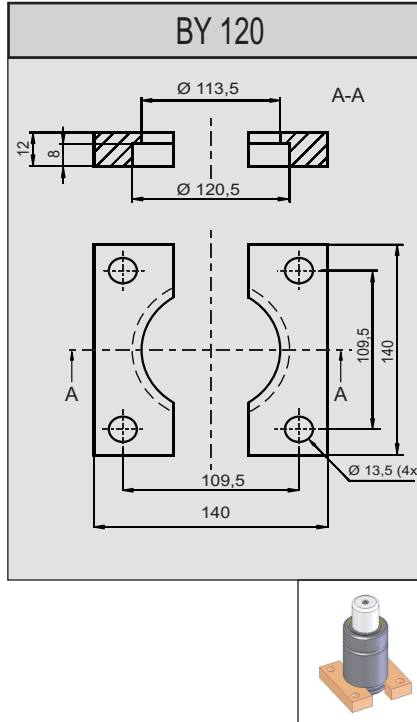
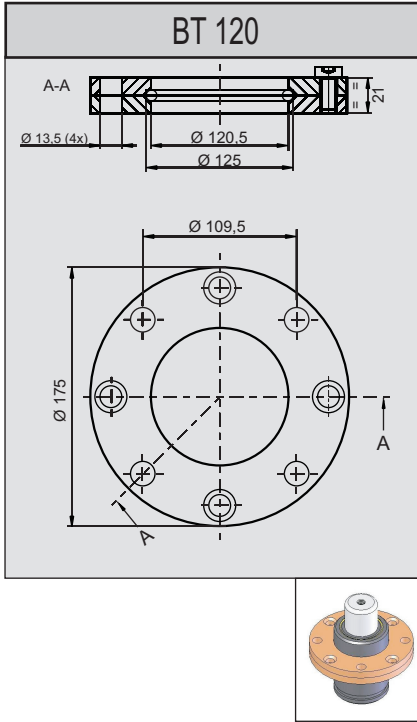
PED  
97/23/CE



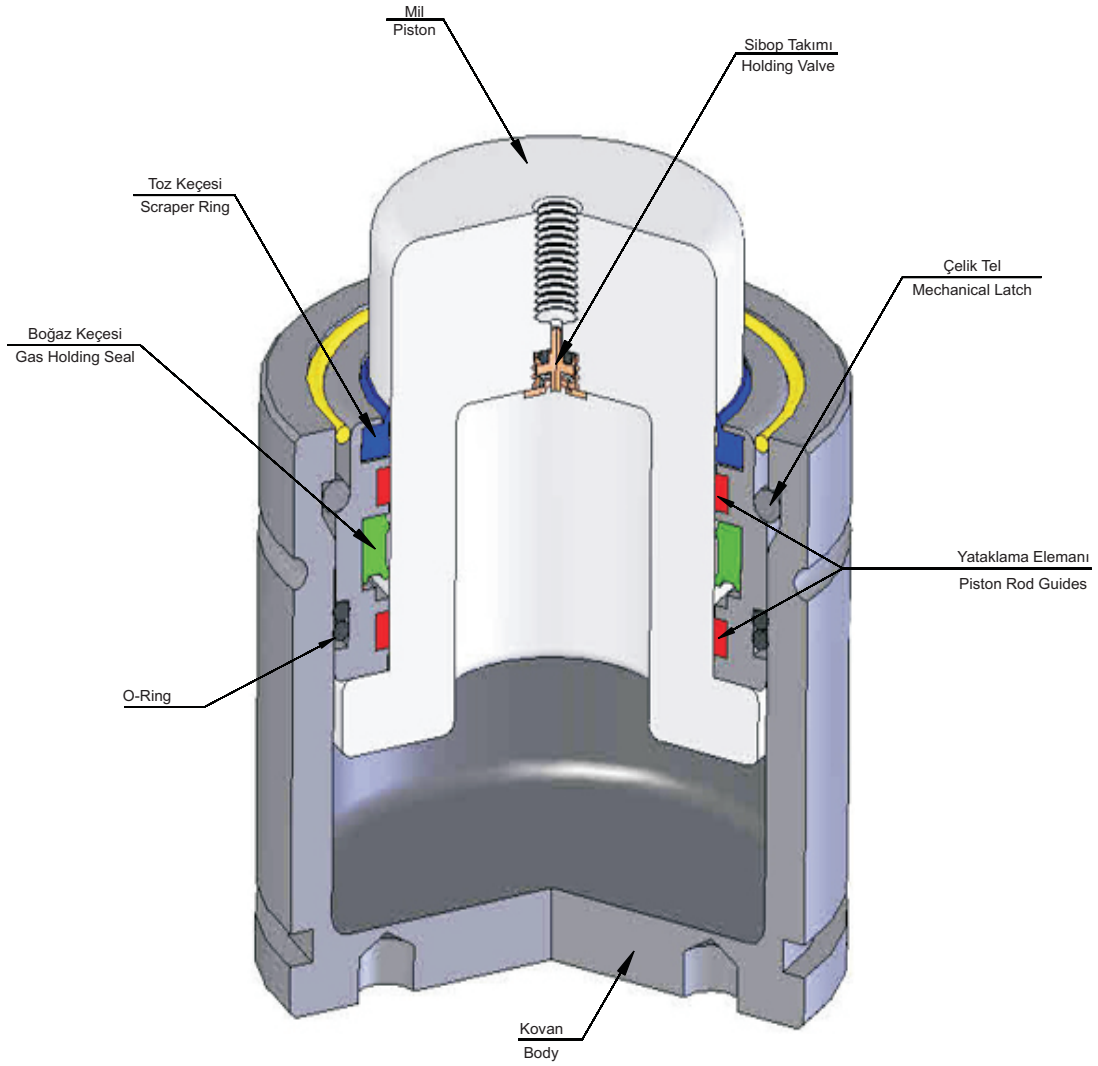
Basınç Gazı / Pressure Gas : Nitrogen N2  
 Max. Basınç / Max. load pressure : 150 bar  
 Min. Basınç / Min. load pressure : 25 bar  
 Çalışma Sıcaklığı / Working Temperature : 0°C ve +80°C  
 Max Çalışma Hızı / Max. operating speed : 1,8 m / s

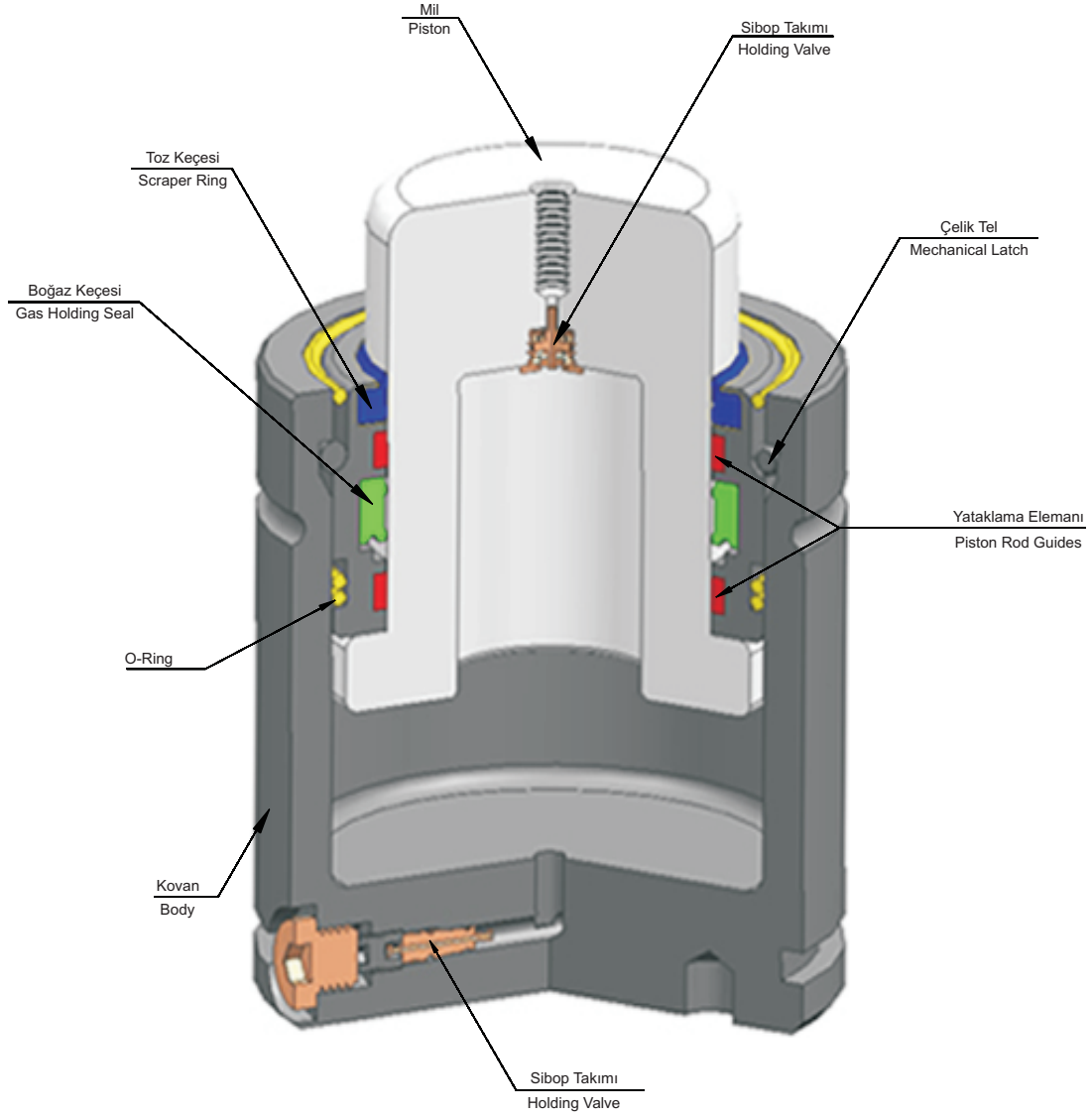
Kod Code	Kurs Stroke	L	Lmin	daN	Kg	Alt Görünüm Bottom View
Y 6600-25	25	190	165	6600	~ 12,1	
Y 6600-38	38	216	178		~ 13,7	
Y 6600-50	50	240	190		~ 15,1	
Y 6600-63	63	267	203,5		~ 15,5	
Y 6600-80	80	300	220		~ 16,1	
Y 6600-100	100	340	240		~ 17,5	
Y 6600-125	125	390	265		~ 19,3	
Y 6600-160	160	460	300		~ 21,8	
Y 6600-200	200	540	340		~ 24,7	
Y 6600-250	250	640	390		~ 28,3	
Y 6600-300	300	740	440		~ 31,9	





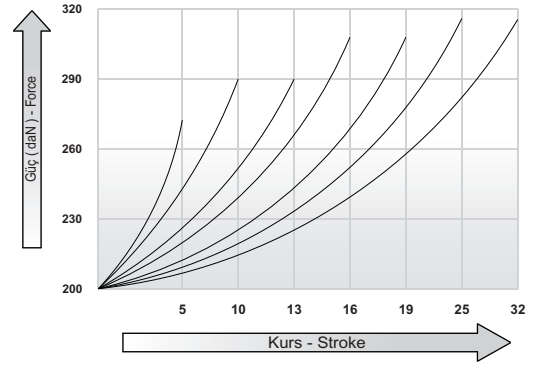
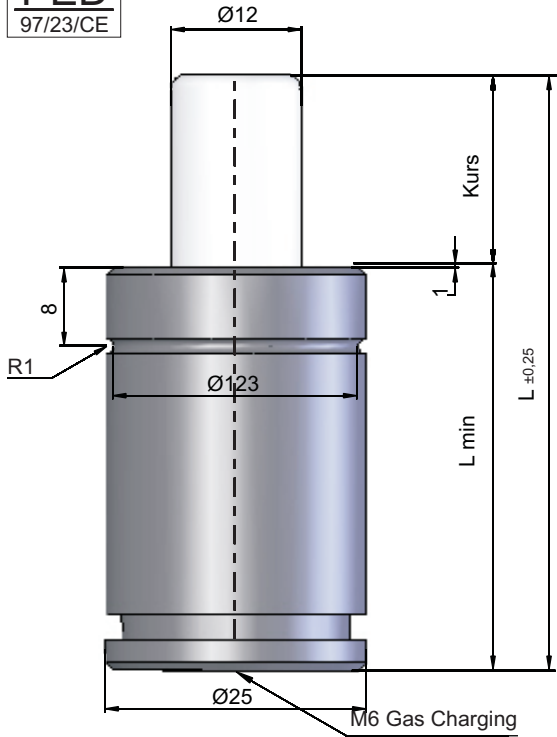








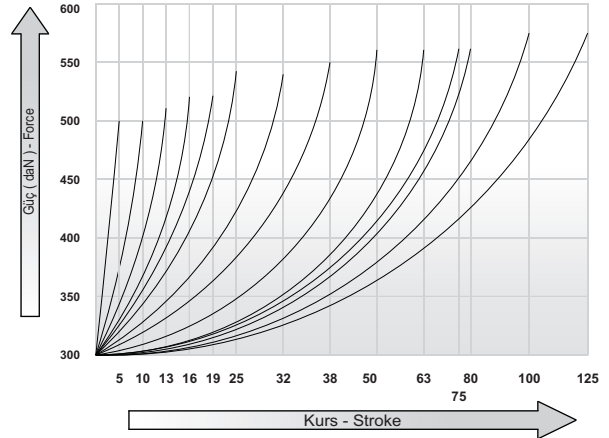
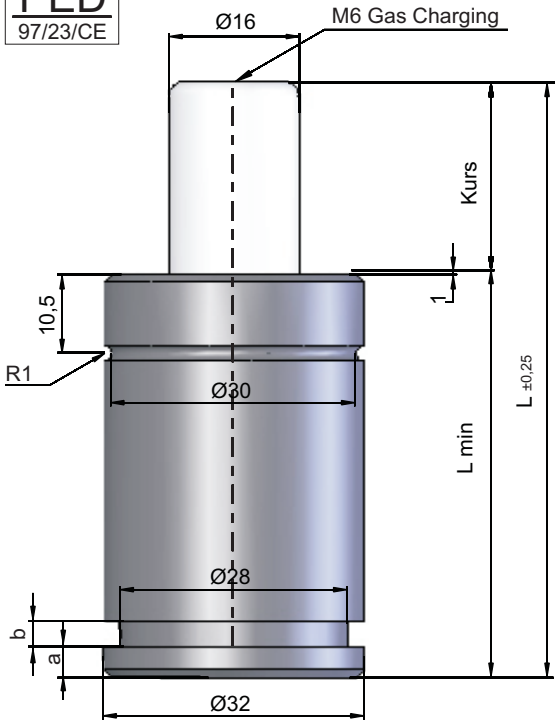
PED  
97/23/CE



Basınç Gazı : Nitrogen N2  
Pressure Gas  
Max. Basınç : 150 bar  
Max. load pressure  
Min. Basınç : 25 bar  
Min. load pressure  
Çalışma Sıcaklığı : 0°C ve +80°C  
Working Temperature  
Max Çalışma Hızı : 1,8 m / s  
Max. operating speed

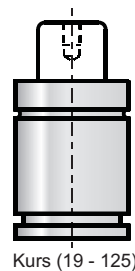
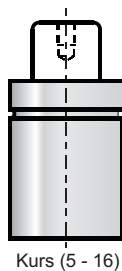
Kod Code	Kurs Stroke	L	Lmin	daN	Kg	Alt Görünüm Bottom View
YO 200-5	5	40	35	200	~ 0,09	
YO 200-10	10	50	40		~ 0,10	
YO 200-13	13	56	43		~ 0,10	
YO 200-16	16	62	46		~ 0,11	
YO 200-19	19	68	49		~ 0,12	
YO 200-25	25	80	55		~ 0,13	
YO 200-32	32	94	62		~ 0,16	

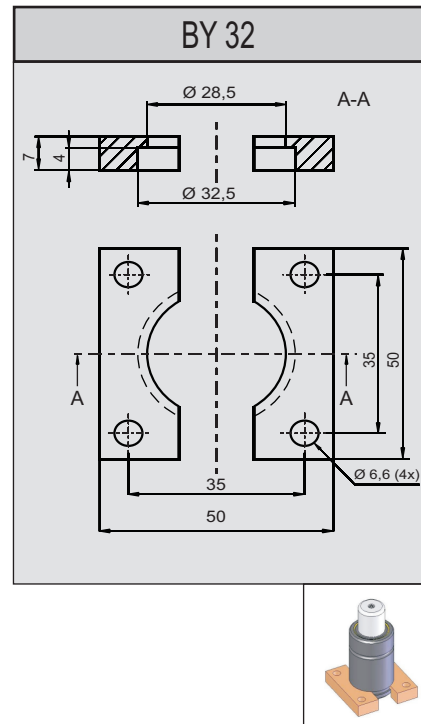
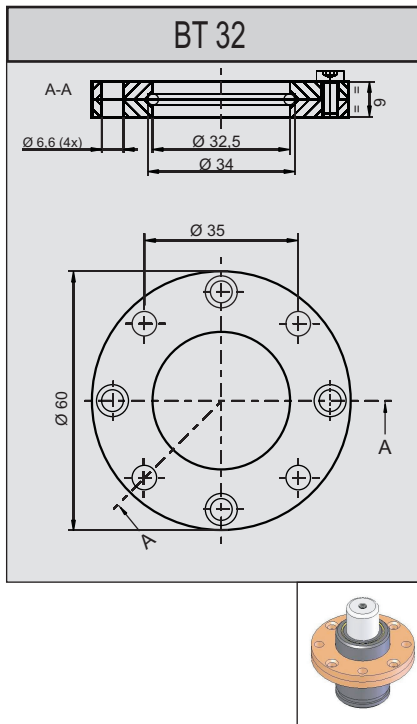
PED  
97/23/CE



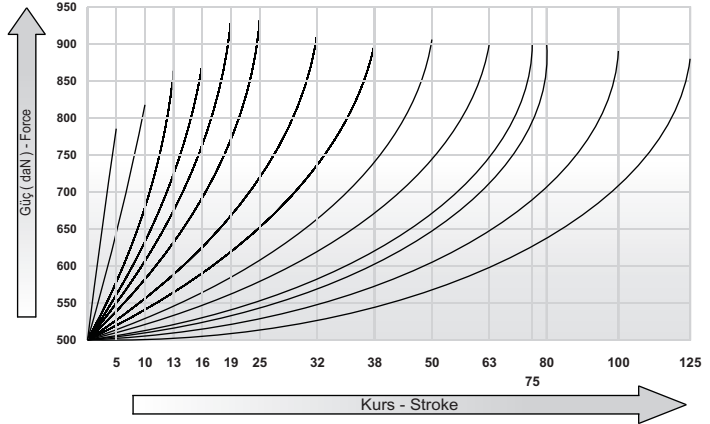
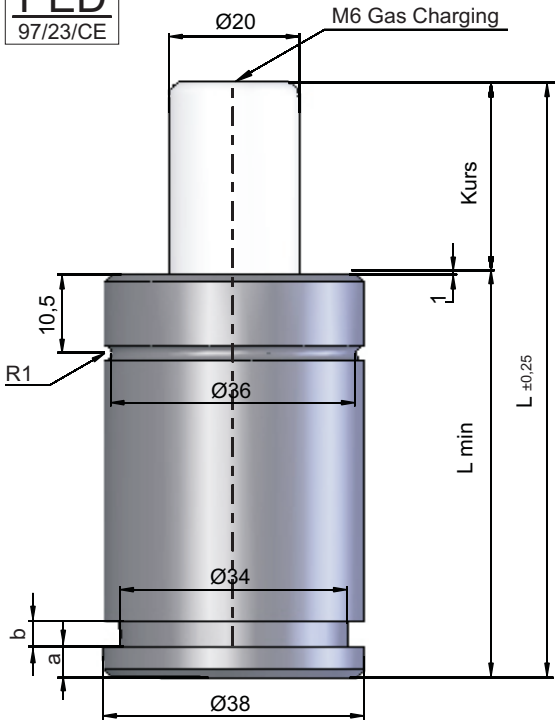
Basınç Gazı : Nitrogen N2  
Pressure Gas  
Max. Basınç : 150 bar  
Max. load pressure  
Min. Basınç : 25 bar  
Min. load pressure  
Çalışma Sıcaklığı : 0°C ve +80°C  
Working Temperature  
Max Çalışma Hızı : 1,8 m / s  
Max. operating speed

Kod Code	Kurs Stroke	L	Lmin	a	b	daN	Kg	Alt Görünüm Bottom View
YO 300-5	5	40	35	---	---	300	~ 0,17	
YO 300-10	10	50	40	---	---		~ 0,18	
YO 300-13	13	56	43	---	---		~ 0,19	
YO 300-16	16	62	46	---	---		~ 0,20	
YO 300-19	19	68	49	4	3,5		~ 0,22	
YO 300-25	25	80	55	4	3,5		~ 0,25	
YO 300-32	32	94	62	4	3,5		~ 0,27	
YO 300-38	38	106	68	4	3,5		~ 0,29	
YO 300-50	50	130	80	4	3,5		~ 0,34	
YO 300-63	63	156	93	4	3,5		~ 0,39	
YO 300-75	75	180	105	4	3,5		~ 0,42	
YO 300-80	80	190	110	4	3,5		~ 0,45	
YO 300-100	100	230	130	4	3,5		~ 0,53	
YO 300-125	125	280	155	4	3,5		~ 0,68	



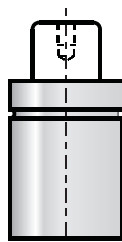


PED  
97/23/CE

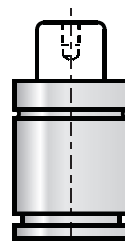


Basınç Gazı : Nitrogen N2  
Pressure Gas  
Max. Basınç : 150 bar  
Max. load pressure  
Min. Basınç : 25 bar  
Min. load pressure  
Çalışma Sıcaklığı : 0°C ve +80°C  
Working Temperature  
Max Çalışma Hızı : 1,8 m / s  
Max. operating speed

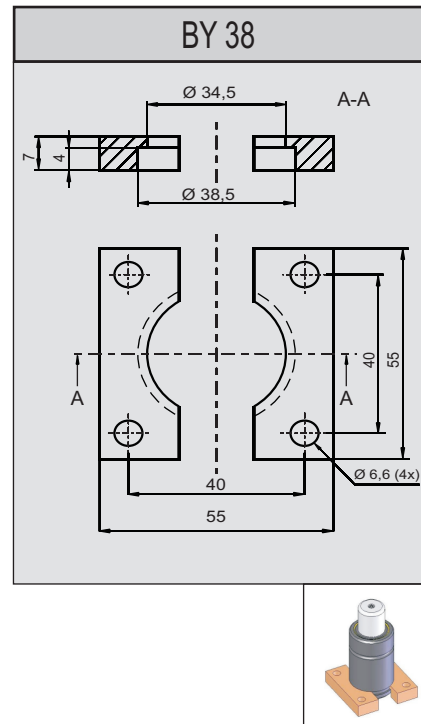
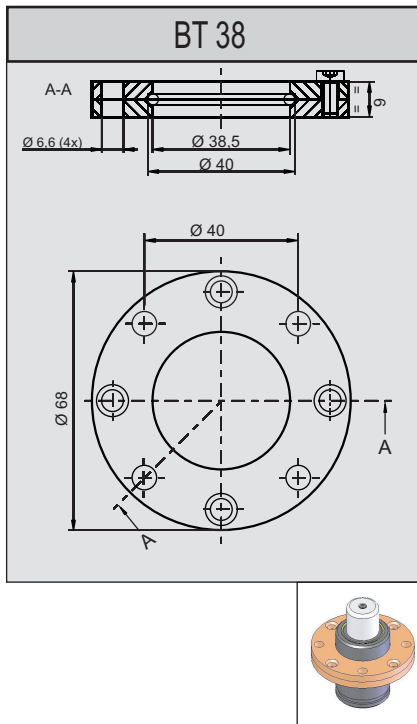
Kod Code	Kurs Stroke	L	Lmin	a	b	daN	Kg	Alt Görünüm Bottom View
YO 500-5	5	40	35	---	---	500	~ 0,25	
YO 500-10	10	50	40	---	---		~ 0,27	
YO 500-13	13	56	43	---	---		~ 0,29	
YO 500-16	16	62	46	---	---		~ 0,31	
YO 500-19	19	68	49	4	3,5		~ 0,33	
YO 500-25	25	80	55	4	3,5		~ 0,36	
YO 500-32	32	94	62	4	3,5		~ 0,40	
YO 500-38	38	106	68	4	3,5		~ 0,44	
YO 500-50	50	130	80	4	3,5		~ 0,50	
YO 500-63	63	156	93	4	3,5		~ 0,57	
YO 500-75	75	180	105	4	3,5		~ 0,61	
YO 500-80	80	190	110	4	3,5		~ 0,66	
YO 500-100	100	230	130	4	3,5		~ 0,77	
YO 500-125	125	280	155	4	3,5		~ 0,90	



Kurs (5 - 16)

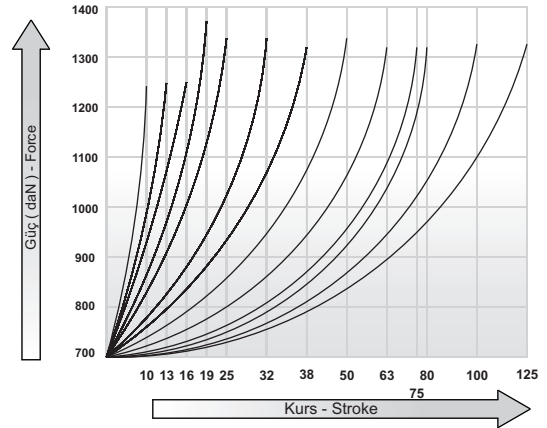
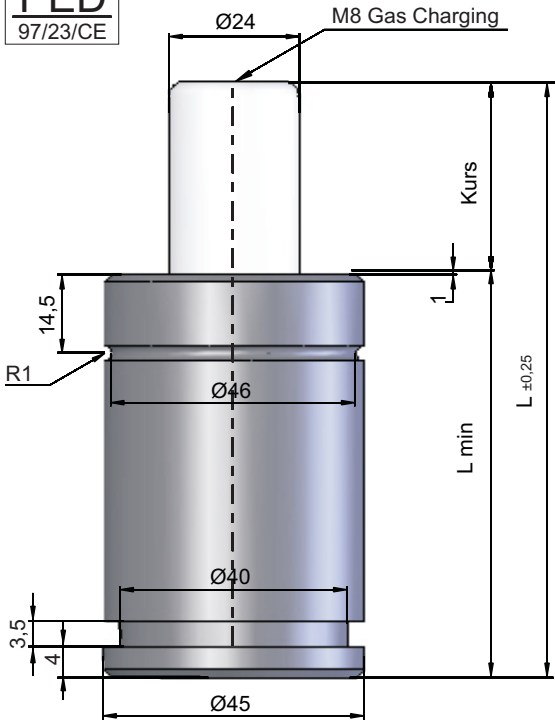


Kurs (19 - 125)



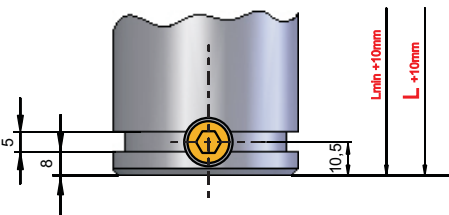


PED  
97/23/CE



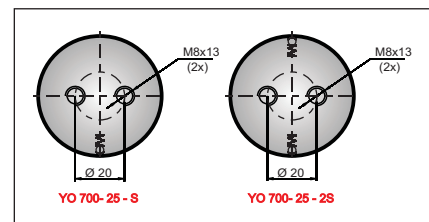
Basınç Gazı : Nitrogen N2  
Pressure Gas  
Max. Basınç : 150 bar  
Max. load pressure  
Min. Basınç : 25 bar  
Min. load pressure  
Çalışma Sıcaklığı : 0°C ve +80°C  
Working Temperature  
Max Çalışma Hızı : 1,8 m / s  
Max. operating speed

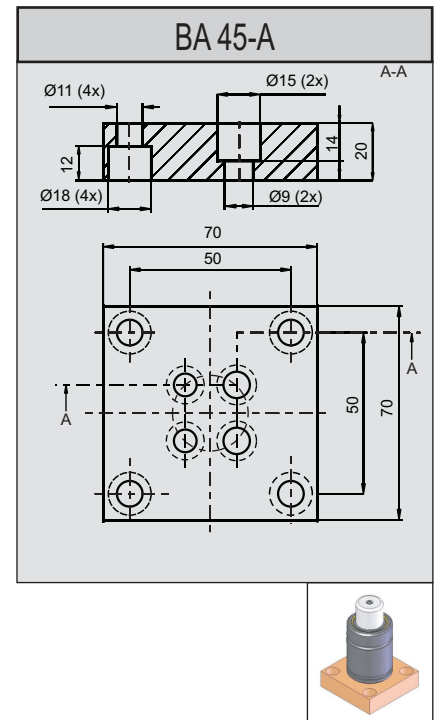
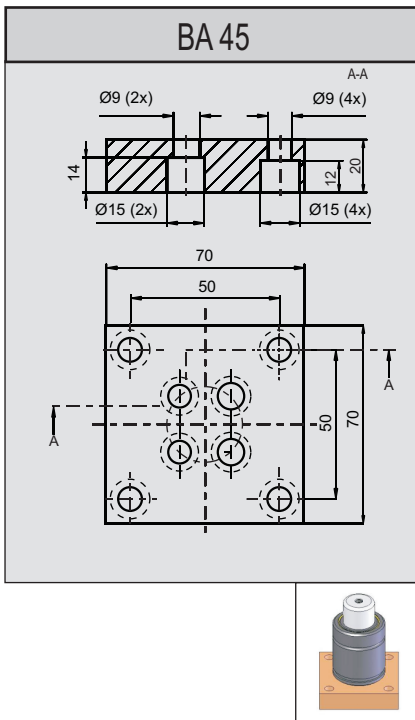
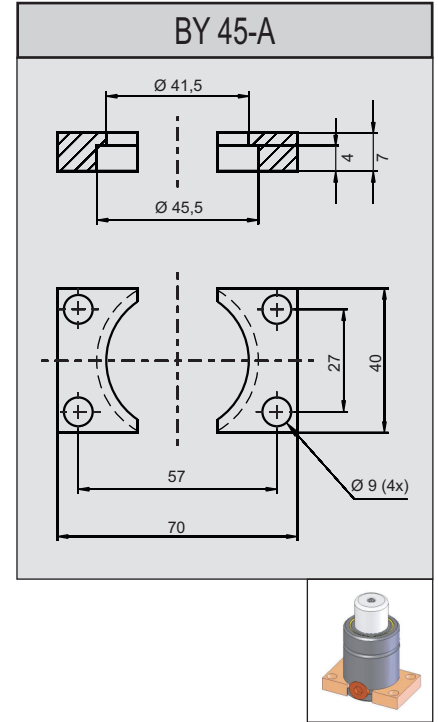
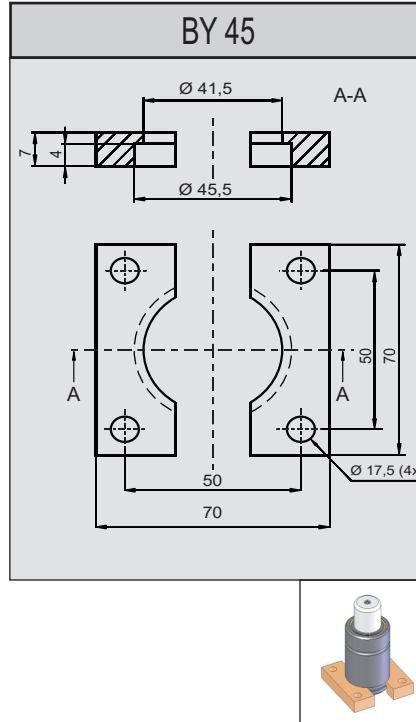
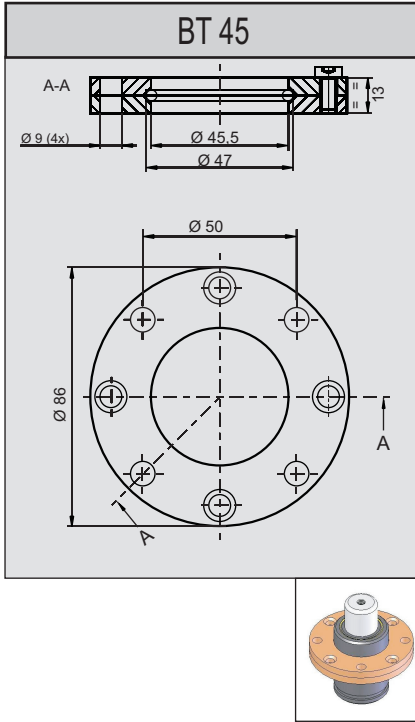
Kod Code	Kurs Stroke	L	Lmin	daN	Kg	Alt Görünüm Bottom View
YO 700-10	10	52	42	700	~ 0,39	
YO 700-13	13	58	45		~ 0,42	
YO 700-16	16	64	48		~ 0,45	
YO 700-19	19	70	51		~ 0,48	
YO 700-25	25	82	57		~ 0,53	
YO 700-32	32	96	64		~ 0,58	
YO 700-38	38	108	70		~ 0,62	
YO 700-50	50	132	82		~ 0,71	
YO 700-63	63	158	95		~ 0,81	
YO 700-75	75	182	107		~ 0,85	
YO 700-80	80	192	112		~ 0,93	
YO 700-100	100	232	132		~ 1,04	
YO 700-125	125	282	157		~ 1,28	



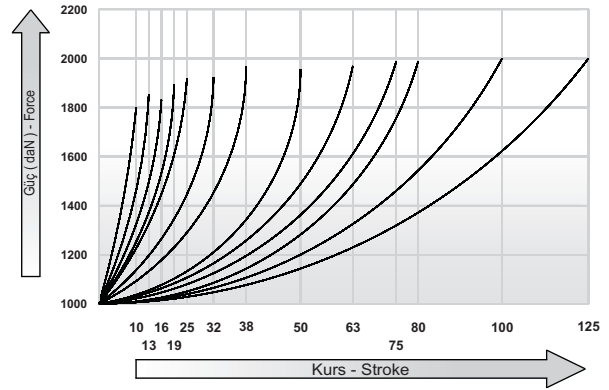
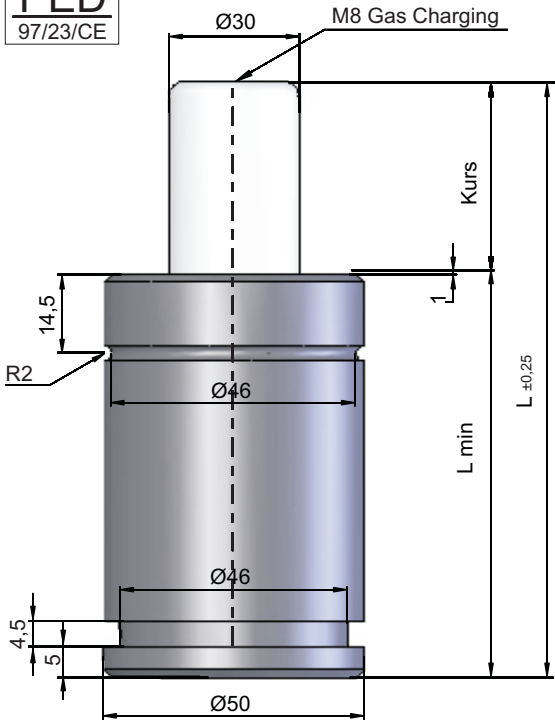
Seri bağlanacak gazlı yaylarda  
L ve Lmin ölçülerine +10 mm eklenecektir.  
Sipariş için kodlama sonuna (S) eklenecektir.  
YO 1000 - 25 - S

For the Gas Springs to be connected serial  
L and Lmin dimensions must be increased +10 mm.  
For the Orders , you must add an (S) on the end.  
YO 1000 - 25 - S



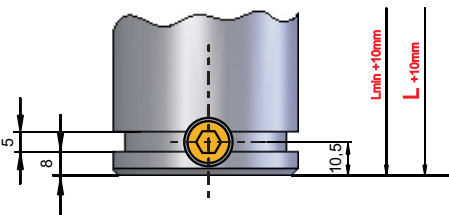


PED  
97/23/CE



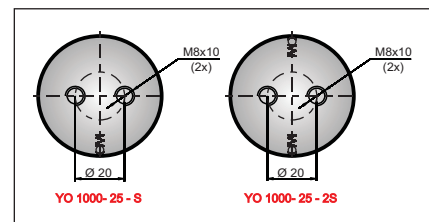
Basınç Gazı : Nitrogen N2  
Pressure Gas  
Max. Basınç : 150 bar  
Max. load pressure  
Min. Basınç : 25 bar  
Min. load pressure  
Çalışma Sıcaklığı : 0°C ve +80°C  
Working Temperature  
Max Çalışma Hızı : 1,8 m / s  
Max. operating speed

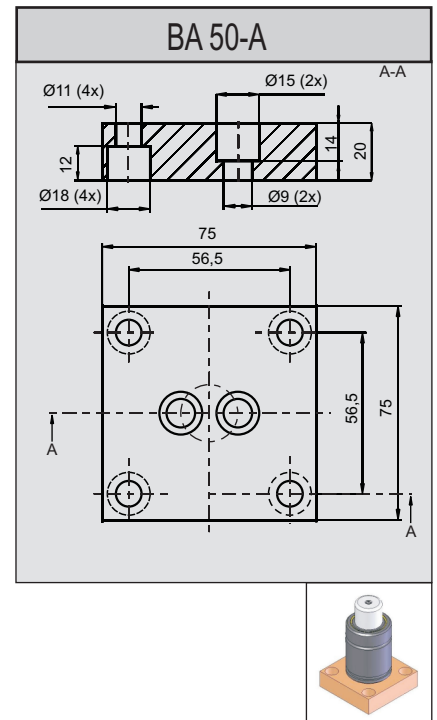
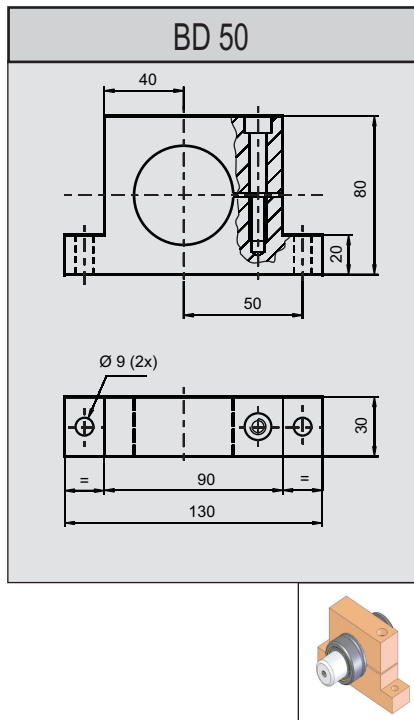
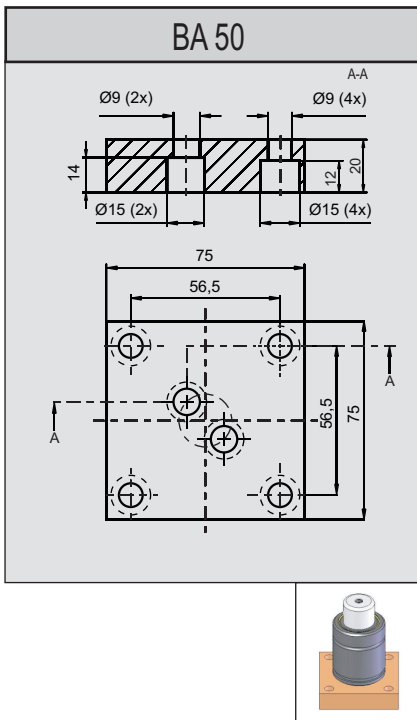
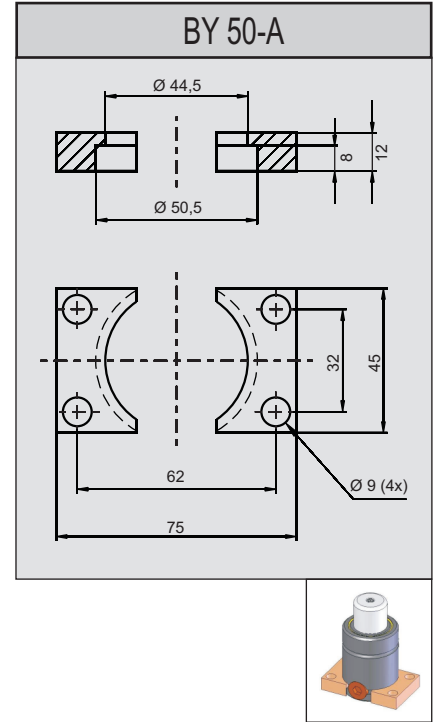
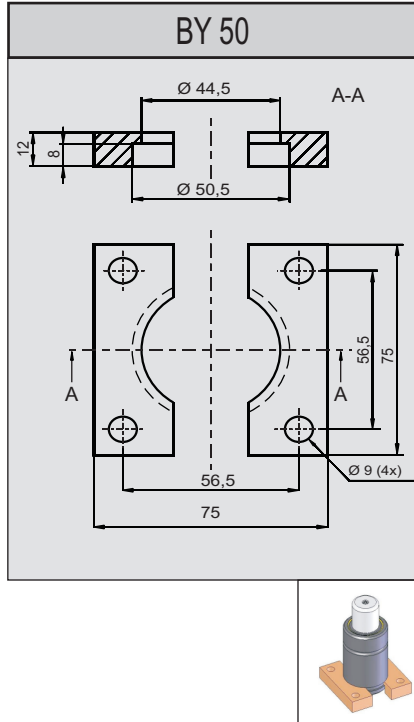
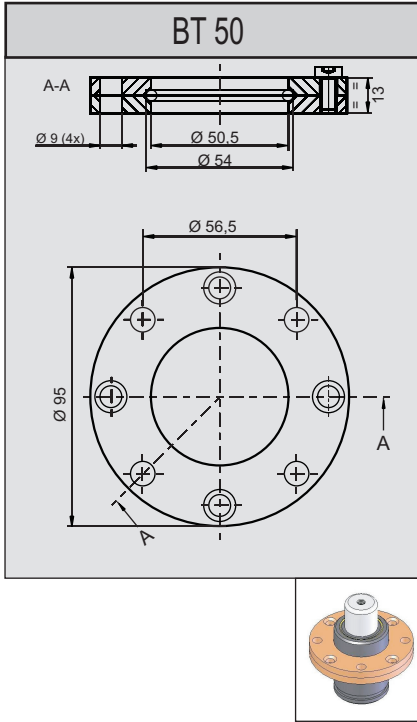
Kod Code	Kurs Stroke	L	Lmin	daN	Kg	Alt Görünüm Bottom View
YO 1000-10	10	58	48	1000	~ 0,57	
YO 1000-13	13	64	51		~ 0,59	
YO 1000-16	16	70	54		~ 0,62	
YO 1000-19	19	76	57		~ 0,65	
YO 1000-25	25	88	63		~ 0,70	
YO 1000-32	32	102	70		~ 0,77	
YO 1000-38	38	114	76		~ 0,83	
YO 1000-50	50	138	88		~ 0,94	
YO 1000-63	63	164	101		~ 1,07	
YO 1000-75	75	188	113		~ 1,16	
YO 1000-80	80	198	118		~ 1,21	
YO 1000-100	100	238	138		~ 1,43	
YO 1000-125	125	288	163		~ 1,70	



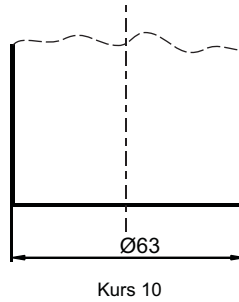
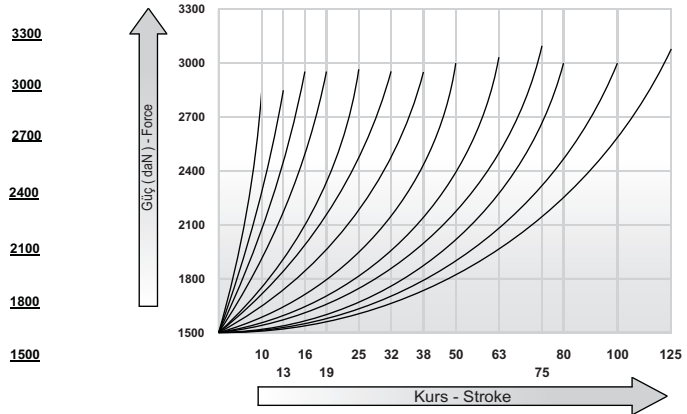
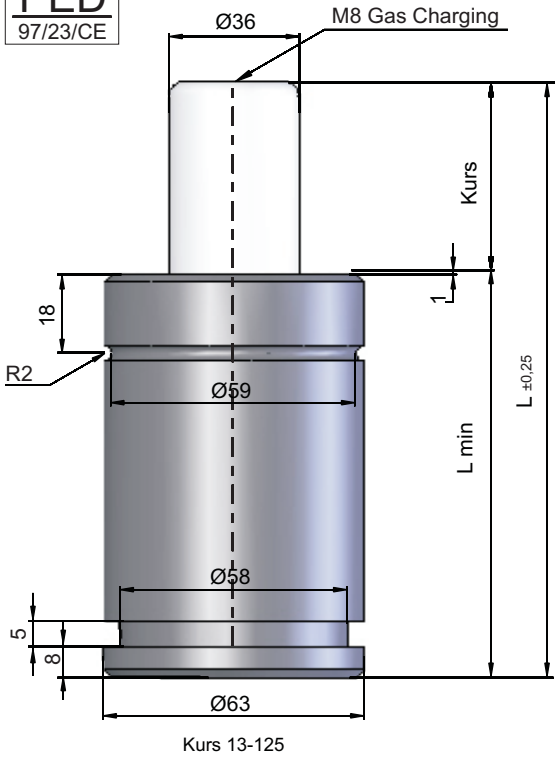
Seri bağlanacak gazlı yaylarda  
L ve Lmin ölçülerine +10 mm eklenecektir.  
Sipariş için kodlama sonuna (S) eklenecektir.  
**YO 1000 - 25 - S**

For the Gas Springs to be connected serial  
L and Lmin dimensions must be increased +10 mm.  
For the Orders , you must add an (S) on the end.  
**YO 1000 - 25 - S**



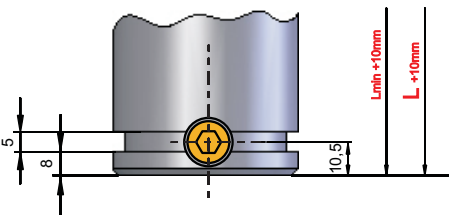


PED  
97/23/CE



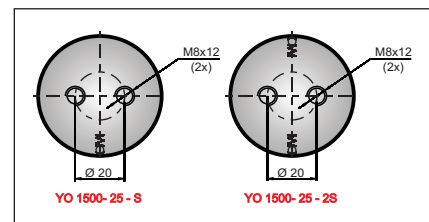
Basınç Gazı  
Pressure Gas : Nitrogen N2  
Max. Basınç  
Max. load pressure : 150 bar  
Min. Basınç  
Min. load pressure : 25 bar  
Çalışma Sıcaklığı  
Working Temperature : 0°C ve +80°C  
Max Çalışma Hızı  
Max. operating speed : 1,8 m / s

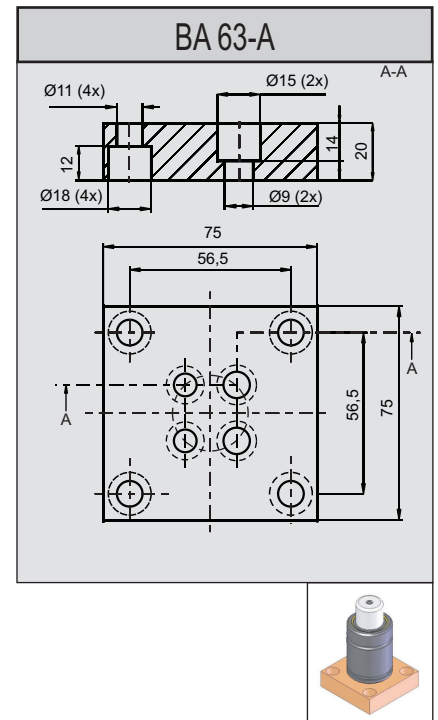
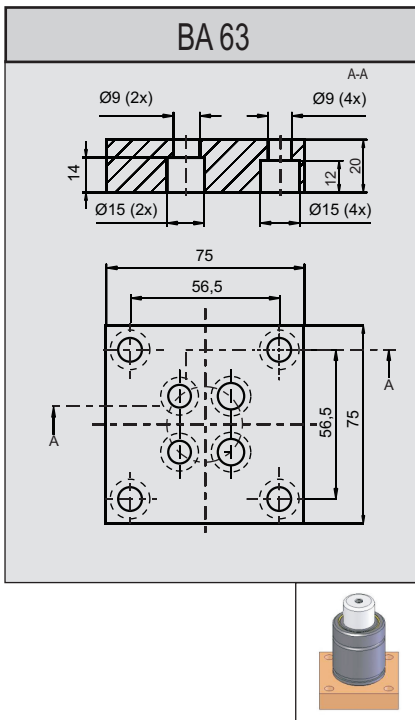
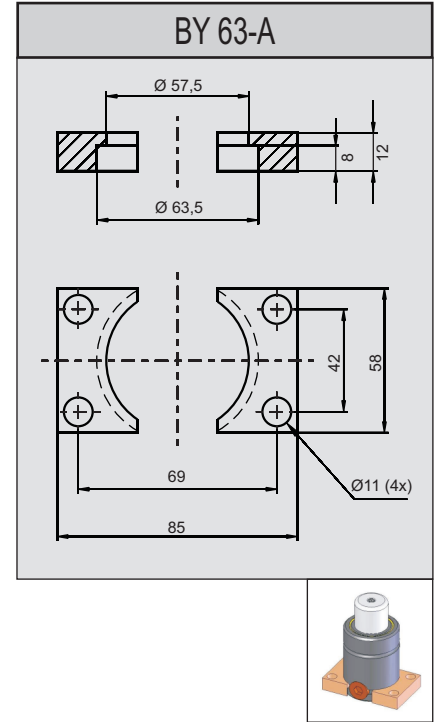
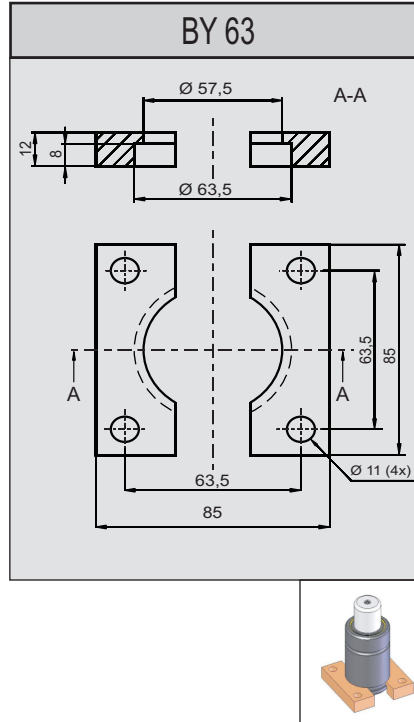
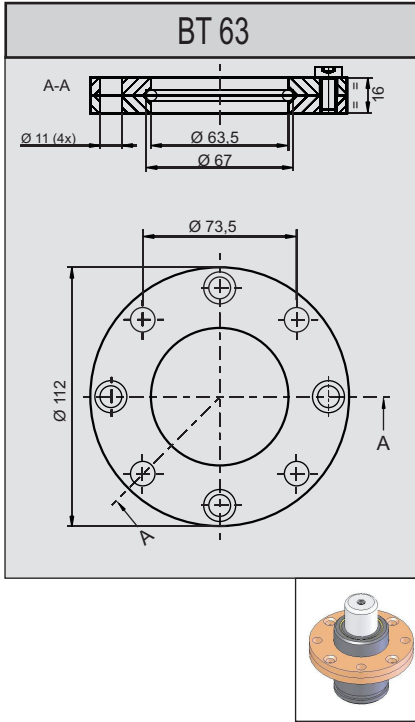
Kod Code	Kurs Stroke	L	Lmin	daN	Kg	Alt Görünüm Bottom View
YO 1500-10	10	64	54	1500	~ 1,02	
YO 1500-13	13	70	57		~ 1,05	
YO 1500-16	16	76	60		~ 1,10	
YO 1500-19	19	82	63		~ 1,15	
YO 1500-25	25	94	69		~ 1,25	
YO 1500-32	32	108	76		~ 1,35	
YO 1500-38	38	120	82		~ 1,44	
YO 1500-50	50	144	94		~ 1,61	
YO 1500-63	63	170	107		~ 1,81	
YO 1500-75	75	194	119		~ 1,90	
YO 1500-80	80	204	124		~ 2,06	
YO 1500-100	100	244	144		~ 2,38	
YO 1500-125	125	294	169		~ 2,86	



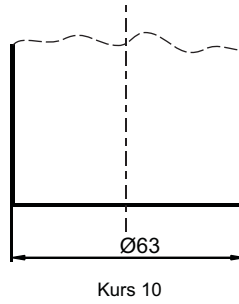
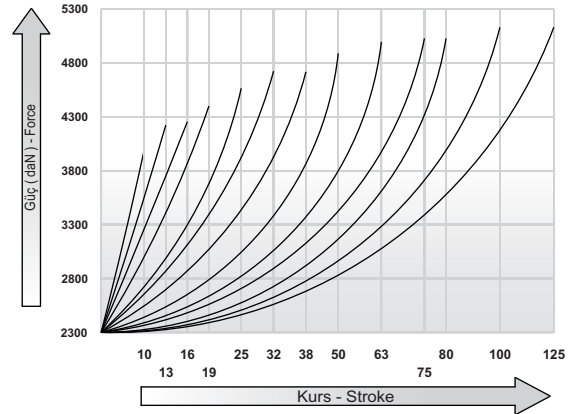
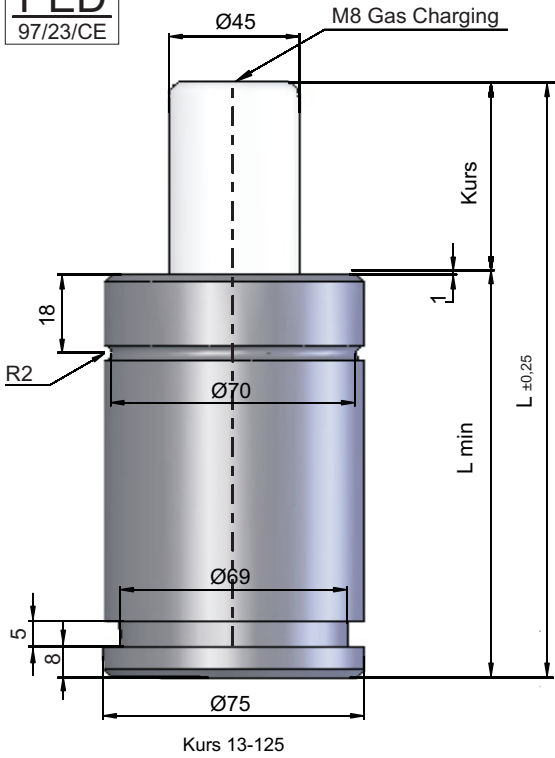
Seri bağlanacak gazlı yaylarda  
L ve Lmin ölçülerine +10 mm eklenecektir.  
Sipariş için kodlama sonuna (S) eklenecektir.  
**YO 1500 - 25 - S**

For the Gas Springs to be connected serial  
L and Lmin dimensions must be increased +10 mm.  
For the Orders , you must add an (S) on the end.  
**YO 1500 - 25 - S**



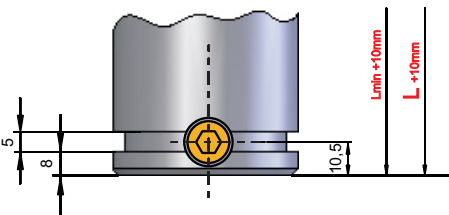


**PED**  
97/23/CE



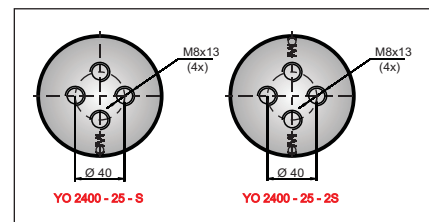
Basınç Gazı / Pressure Gas : **Nitrogen N2**  
 Max. Basınç / Max. load pressure : **150 bar**  
 Min. Basınç / Min. load pressure : **25 bar**  
 Çalışma Sıcaklığı / Working Temperature : **0°C ve +80°C**  
 Max Çalışma Hızı / Max. operating speed : **1,8 m / s**

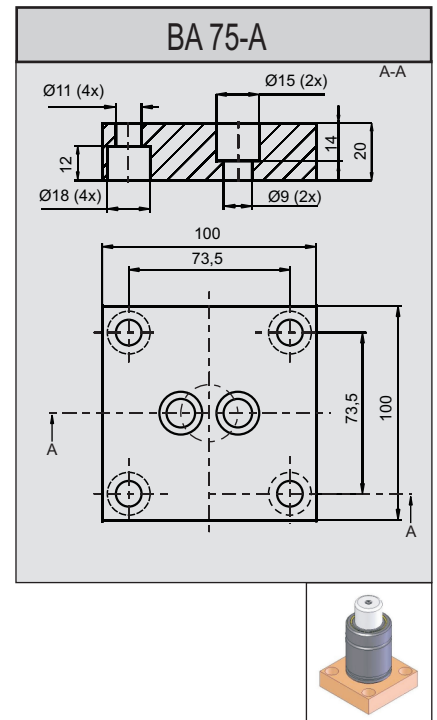
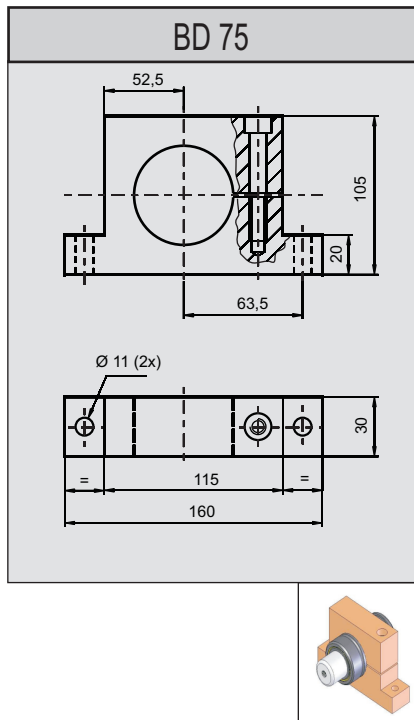
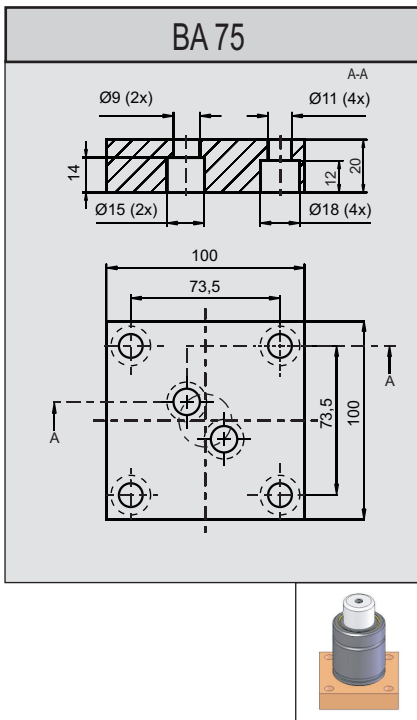
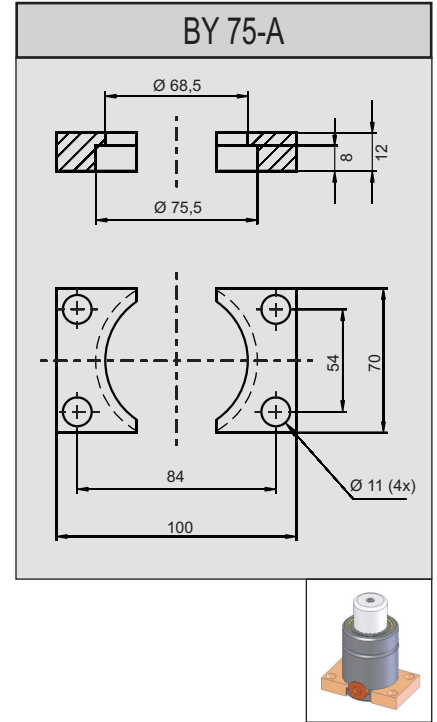
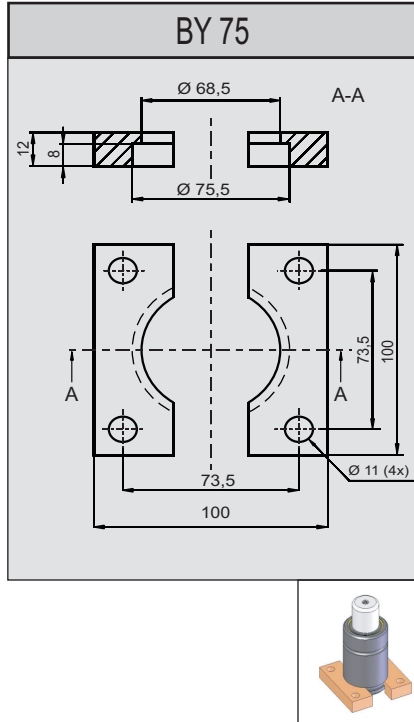
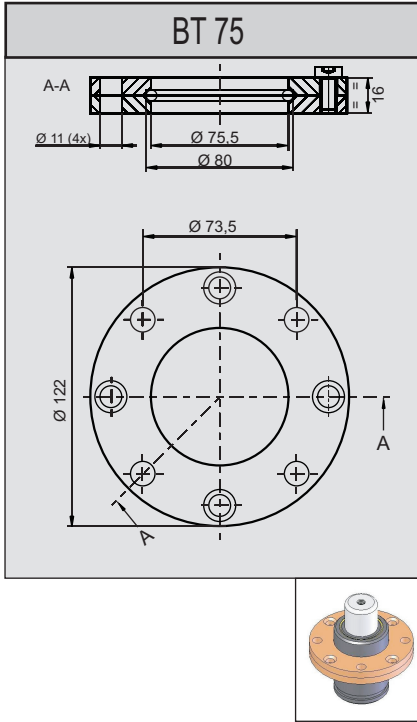
Kod Code	Kurs Stroke	L	Lmin	daN	Kg	Alt Görünüm Bottom View
YO 2400-10	10	65	55	1500	~ 1,47	
YO 2400-13	13	71	58		~ 1,52	
YO 2400-16	16	77	61		~ 1,58	
YO 2400-19	19	83	64		~ 1,65	
YO 2400-25	25	95	70		~ 1,77	
YO 2400-32	32	109	77		~ 1,93	
YO 2400-38	38	121	83		~ 2,05	
YO 2400-50	50	145	95		~ 2,30	
YO 2400-63	63	171	108		~ 2,55	
YO 2400-75	75	195	120		~ 2,75	
YO 2400-80	80	205	125		~ 2,85	
YO 2400-100	100	245	145		~ 3,28	
YO 2400-125	125	295	170		~ 3,93	



Seri bağlanacak gazlı yaylarda  
**L ve Lmin ölçülerine +10 mm eklenecektir.**  
 Sipariş için kodlama sonuna **(S)** eklenecektir.  
**YO 2400 - 25 - S**

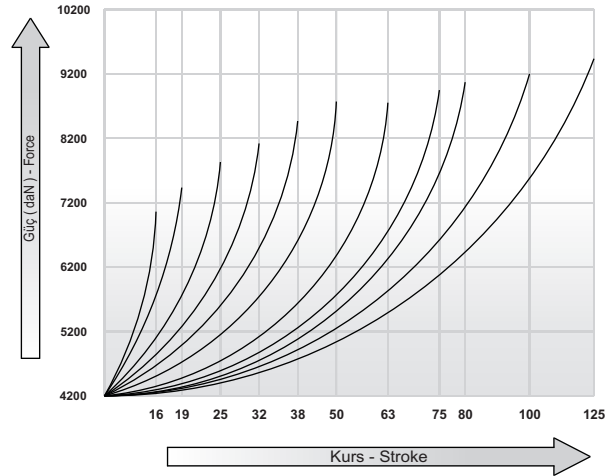
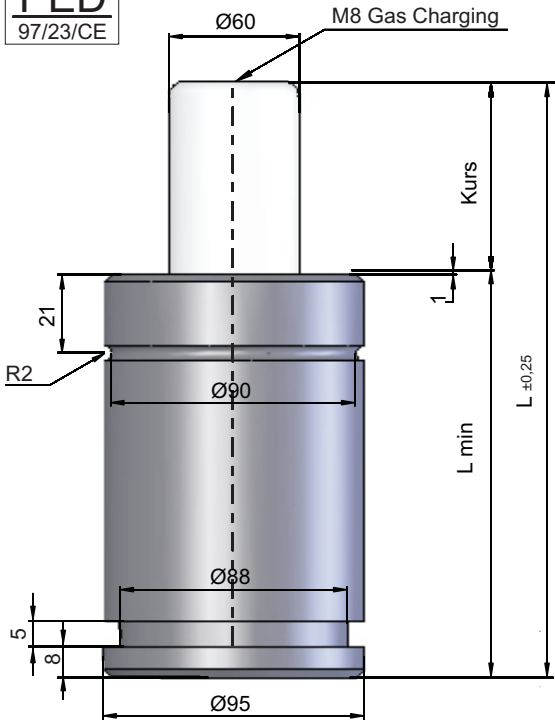
For the Gas Springs to be connected serial  
**L and Lmin dimensions must be increased +10 mm.**  
 For the Orders , you must add an **(S)** on the end.  
**YO 2400 - 25 - S**







PED  
97/23/CE



Basınç Gazı  
Pressure Gas : Nitrogen N<sub>2</sub>

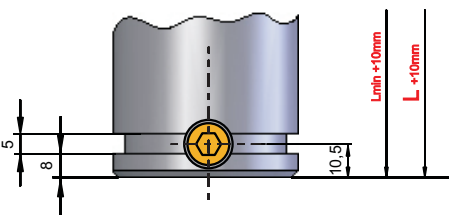
Max. Basınç  
Max. load pressure : 150 bar

Min. Basınç  
Min. load pressure : 25 bar

Çalışma Sıcaklığı  
Working Temperature : 0°C ve +80°C

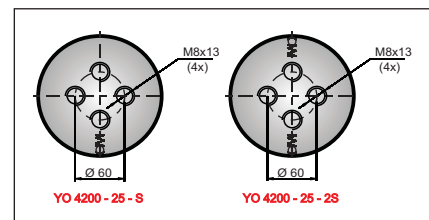
Max Çalışma Hızı  
Max. operating speed : 1,8 m / s

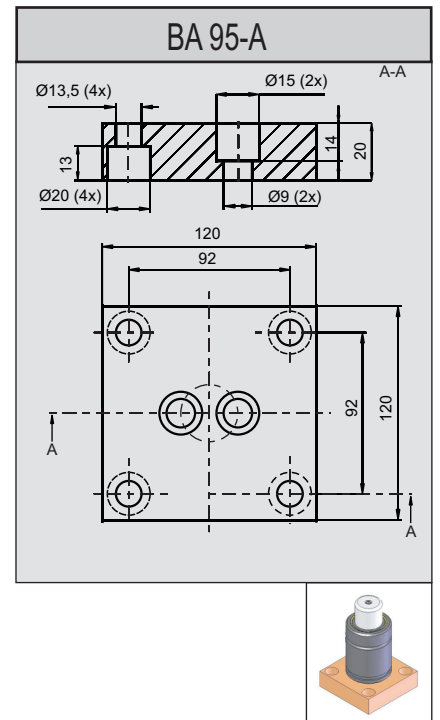
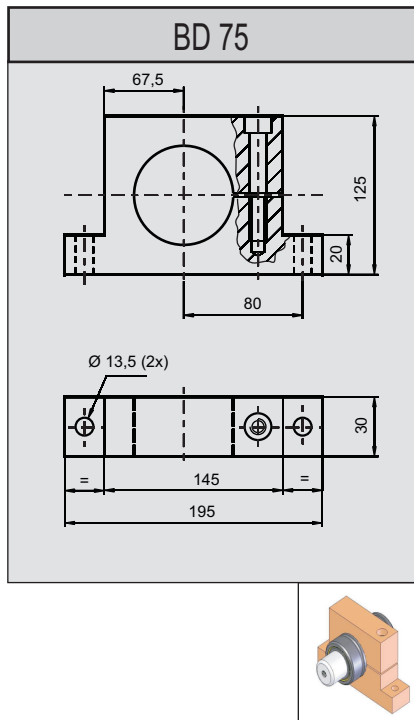
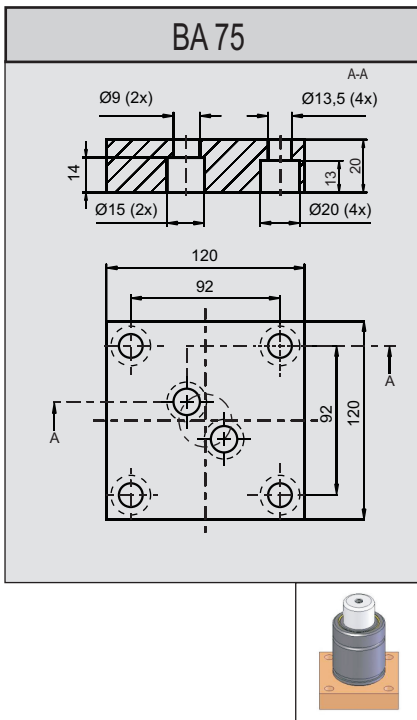
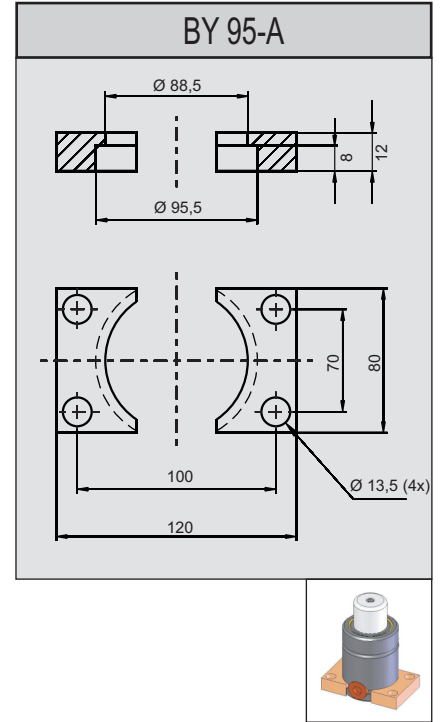
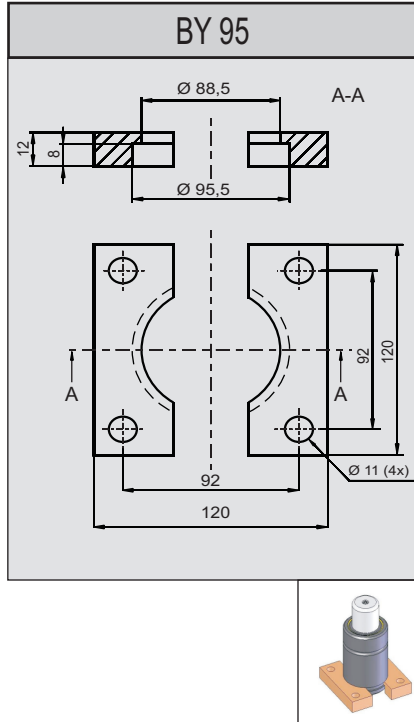
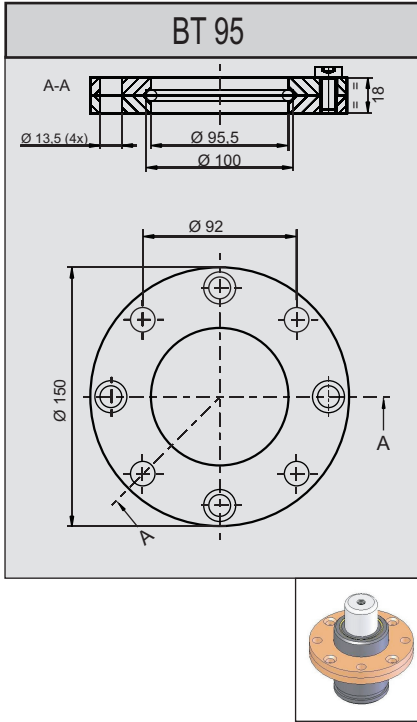
Kod Code	Kurs Stroke	L	Lmin	daN	Kg	Alt Görünüm Bottom View
YO 4200-16	16	97	81	4200	~ 3,40	
YO 4200-19	19	103	84		~ 3,45	
YO 2400-25	25	115	90		~ 3,65	
YO 4200-32	32	129	97		~ 3,82	
YO 4200-38	38	141	103		~ 4,00	
YO 4200-50	50	165	115		~ 4,44	
YO 4200-63	63	191	128		~ 4,95	
YO 4200-75	75	215	140		~ 5,20	
YO 4200-80	80	225	145		~ 5,41	
YO 4200-100	100	265	165		~ 6,00	
YO 4200-125	125	315	190		~ 6,70	



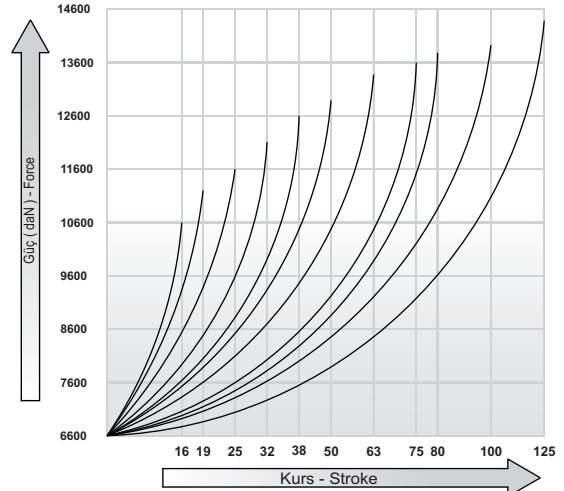
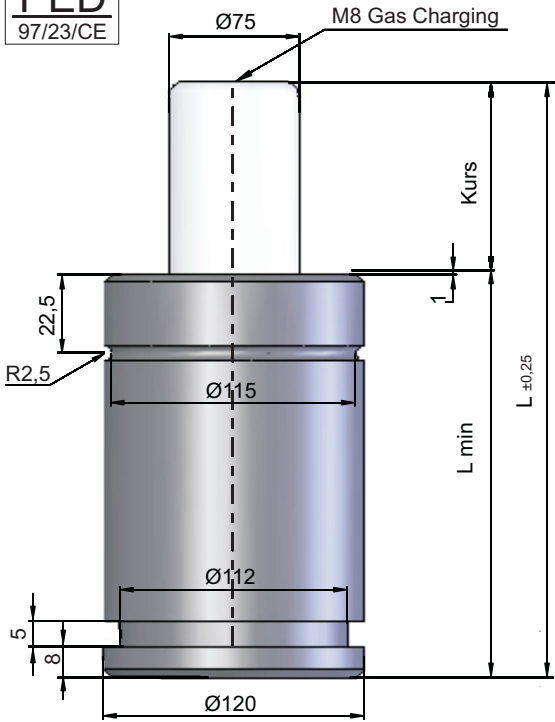
Seri bağlanacak gazlı yaylarda  
L ve Lmin ölçülerine +10 mm eklenecektir.  
Sipariş için kodlama sonuna (S) eklenecektir.  
**YO 4200 - 25 - S**

For the Gas Springs to be connected serial  
L and Lmin dimensions must be increased +10 mm.  
For the Orders , you must add an (S) on the end.  
**YO 4200 - 25 - S**



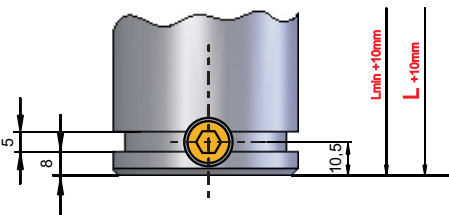


**PED**  
97/23/CE



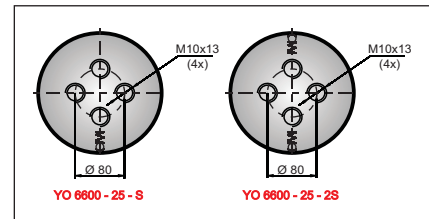
Basınç Gazı : Nitrogen N2  
Pressure Gas  
Max. Basınç : 150 bar  
Max. load pressure  
Min. Basınç : 25 bar  
Min. load pressure  
Çalışma Sıcaklığı : 0°C ve +80°C  
Working Temperature  
Max Çalışma Hızı : 1,8 m / s  
Max. operating speed

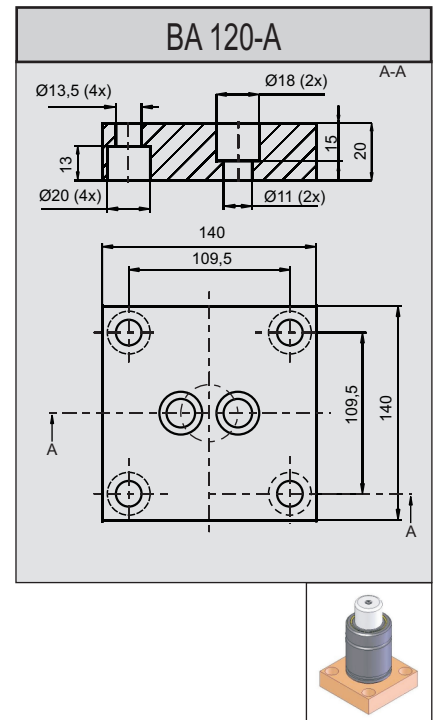
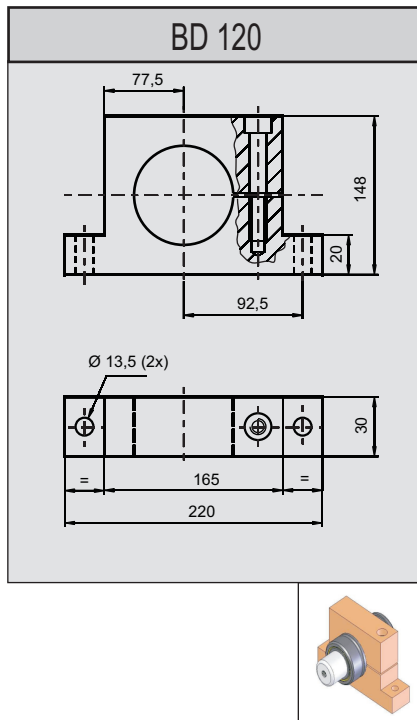
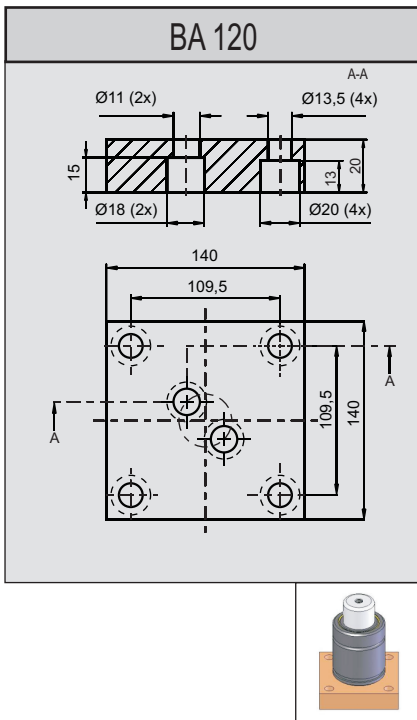
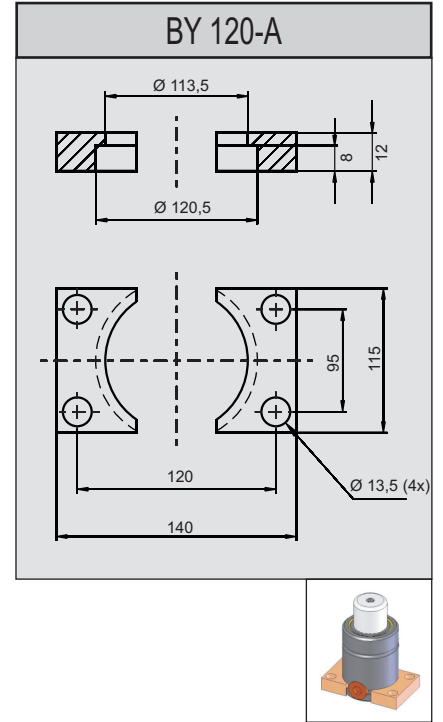
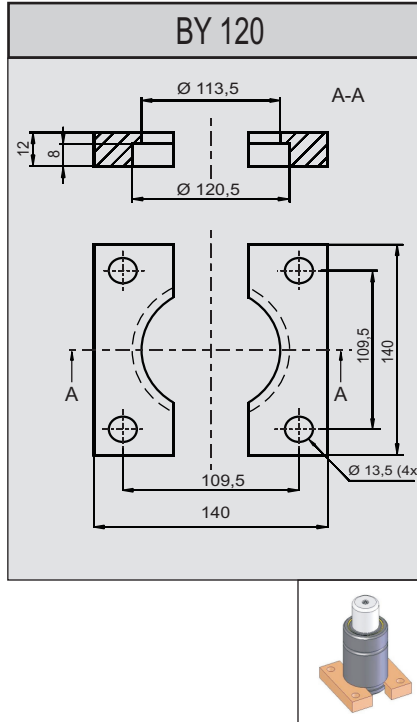
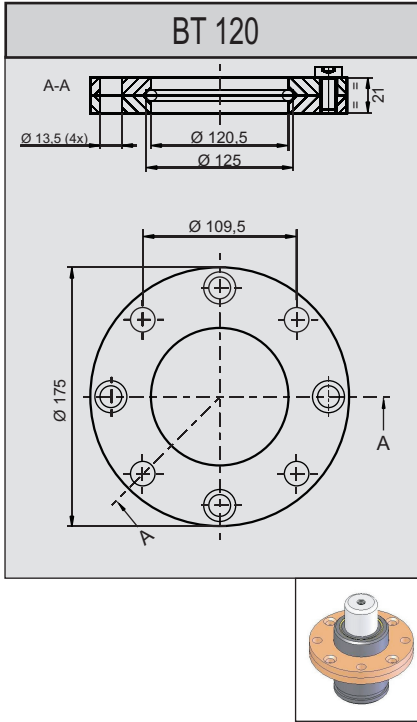
Kod Code	Kurs Stroke	L	Lmin	daN	Kg	Alt Görünüm Bottom View
YO 6600-16	16	107	91	6600	~ 6,60	
YO 6600-19	19	113	94		~ 6,65	
YO 6600-25	25	125	100		~ 6,82	
YO 6600-32	32	139	107		~ 7,18	
YO 6600-38	38	151	113		~ 7,57	
YO 6600-50	50	175	125		~ 8,18	
YO 6600-63	63	201	138		~ 8,81	
YO 6600-75	75	225	150		~ 8,95	
YO 6600-80	80	235	155		~ 9,10	
YO 6600-100	100	275	175		~ 10,7	
YO 6600-125	125	325	200		~ 12,5	



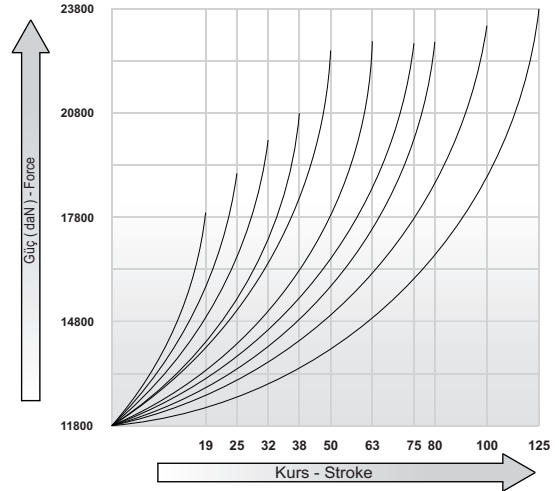
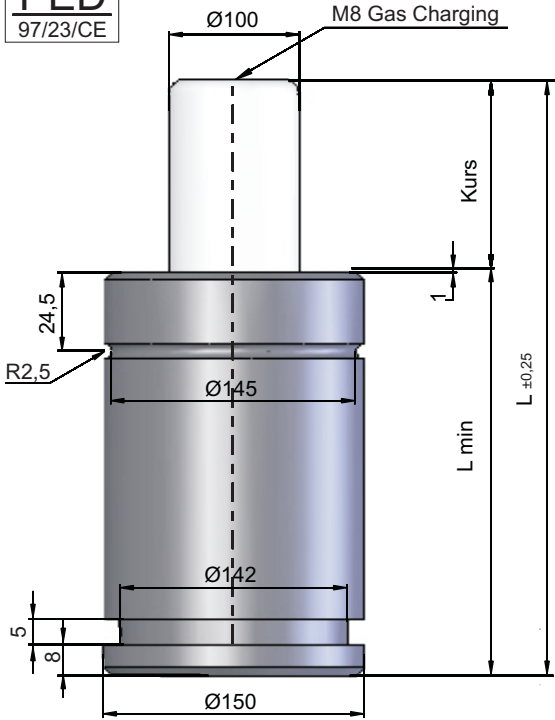
Seri bağlanacak gazlı yaylarda  
**L** ve **Lmin** ölçülerine **+10 mm** eklenecektir.  
Sipariş için kodlama sonuna (**S**) eklenecektir.  
**YO 6600 - 25 - S**

For the Gas Springs to be connected serial  
**L** and **Lmin** dimensions must be increased **+10 mm**.  
For the Orders , you must add an (**S**) on the end.  
**YO 6600 - 25 - S**



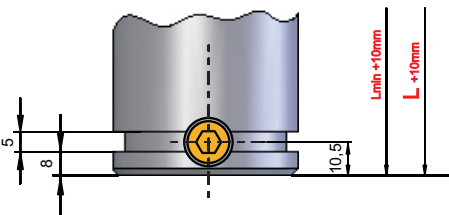


PED  
97/23/CE



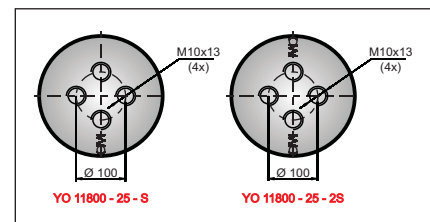
Basınç Gazı / Pressure Gas : Nitrogen N2  
 Max. Basınç / Max. load pressure : 150 bar  
 Min. Basınç / Min. load pressure : 25 bar  
 Çalışma Sıcaklığı / Working Temperature : 0°C ve +80°C  
 Max Çalışma Hızı / Max. operating speed : 1,8 m / s

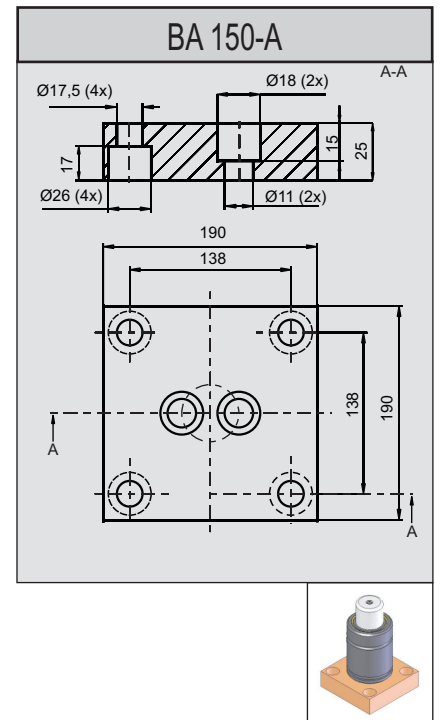
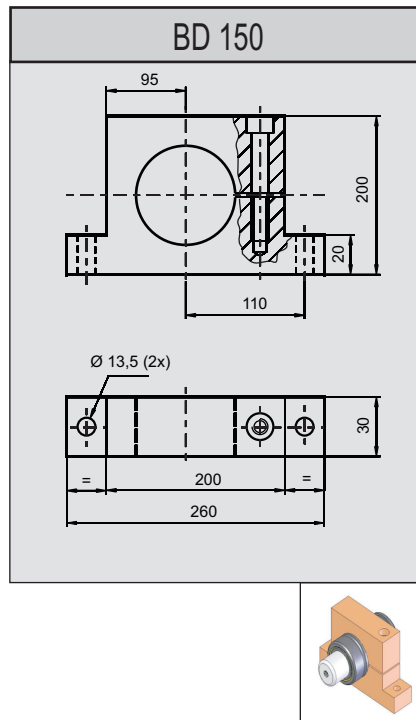
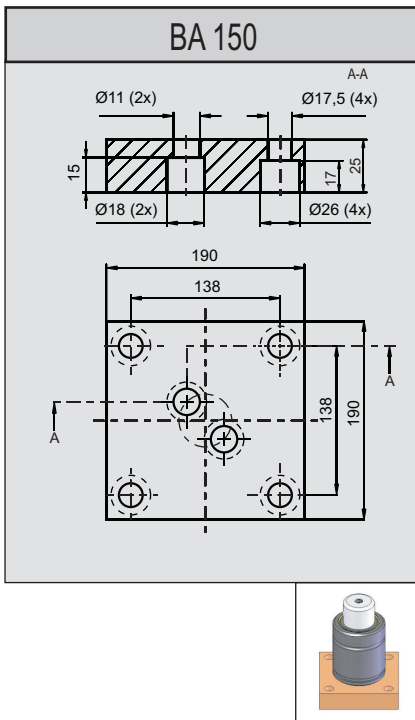
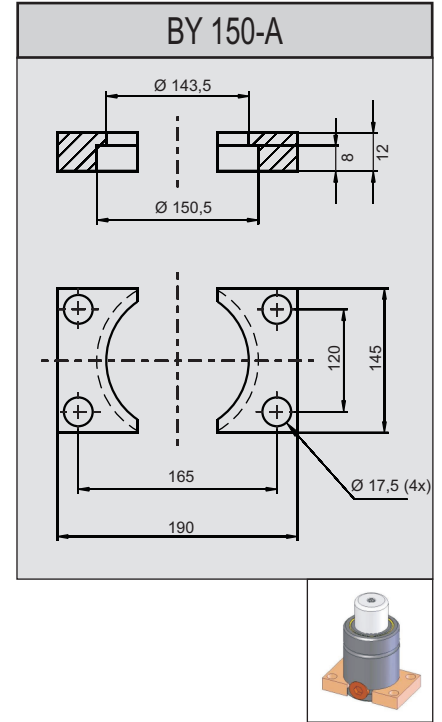
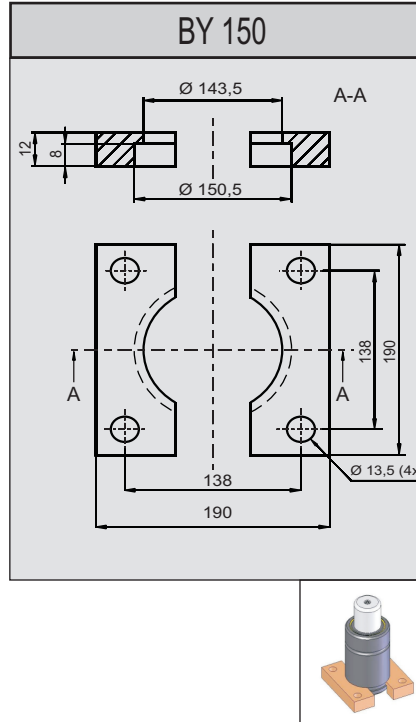
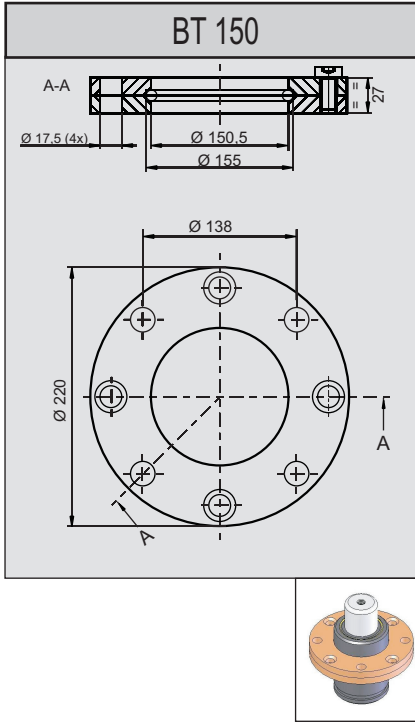
Kod Code	Kurs Stroke	L	Lmin	daN	Kg	Alt Görünüm Bottom View
YO 11800-19	19	116	97	6600	~ 9,57	
YO 11800-25	25	128	103		~ 9,96	
YO 11800-32	32	142	110		~ 10,41	
YO 11800-38	38	154	116		~ 10,81	
YO 11800-50	50	178	128		~ 11,59	
YO 11800-63	63	204	141		~ 11,88	
YO 11800-75	75	228	153		~ 12,21	
YO 11800-80	80	238	158		~ 12,43	
YO 11800-100	100	278	178		~ 13,51	
YO 11800-125	125	328	203		~ 15,14	

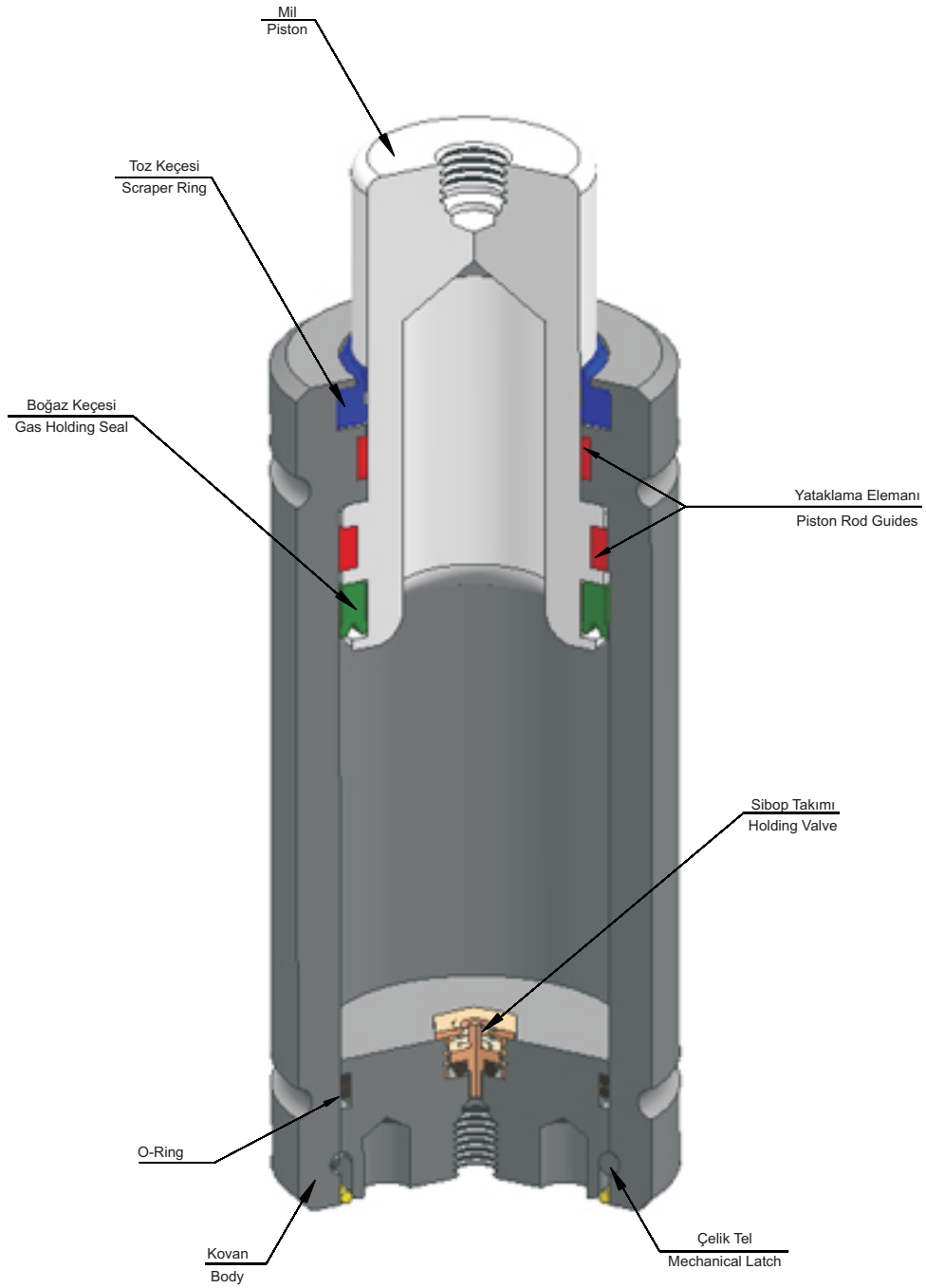


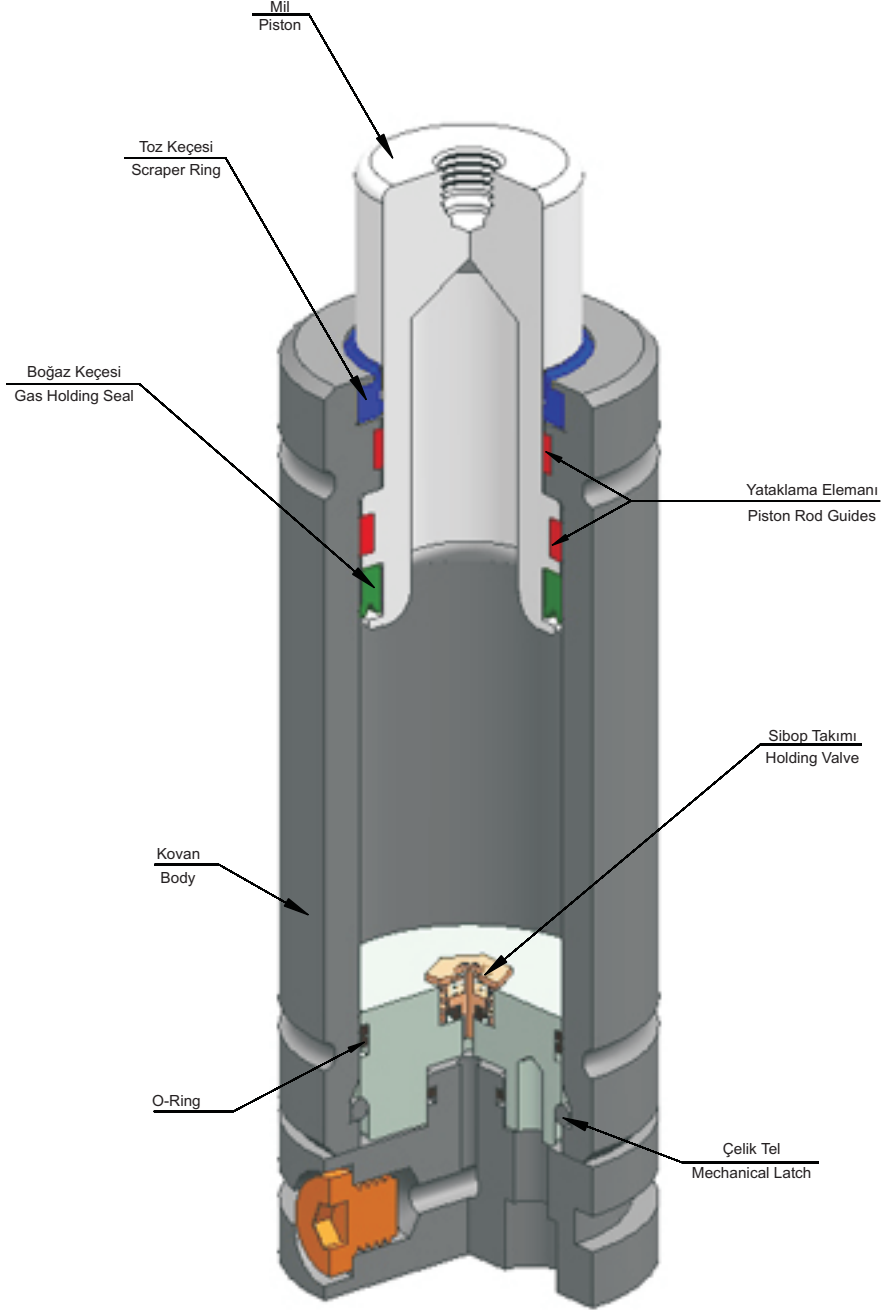
Seri bağlanacak gazlı yaylarda  
**L ve Lmin ölçülerine +10 mm** eklenecektir.  
 Sipariş için kodlama sonuna **(S)** eklenecektir.  
**YO 11800 - 25 - S**

For the Gas Springs to be connected serial  
**L and Lmin dimensions must be increased +10 mm.**  
 For the Orders , you must add an **(S)** on the end.  
**YO 6600 - 25 - S**



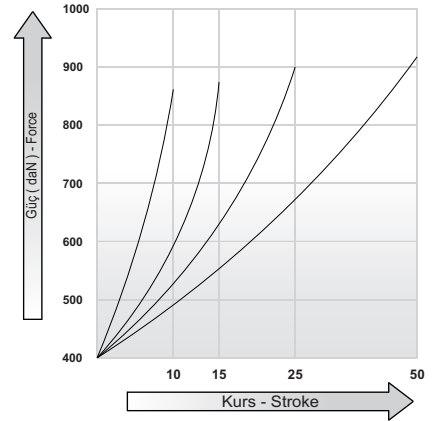
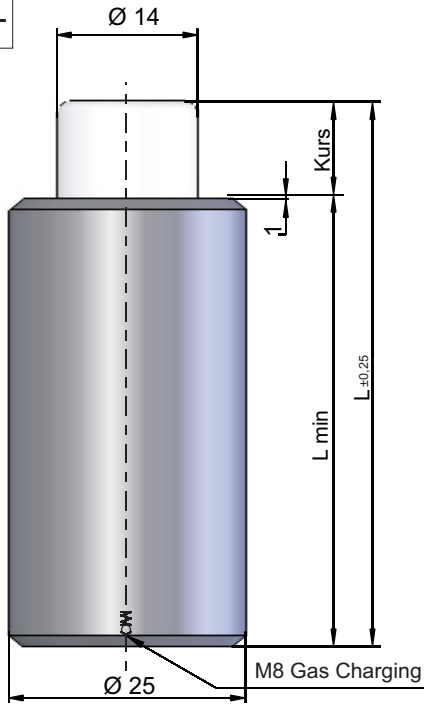








**PED**  
97/23/CE





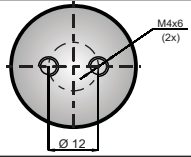
Basınç Gazı : Nitrogen N2  
Pressure Gas

Max. Basınç : 150 bar  
Max. load pressure

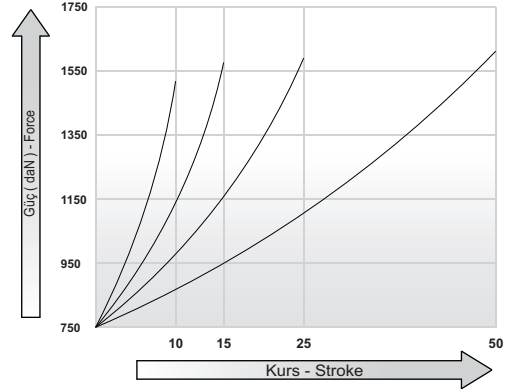
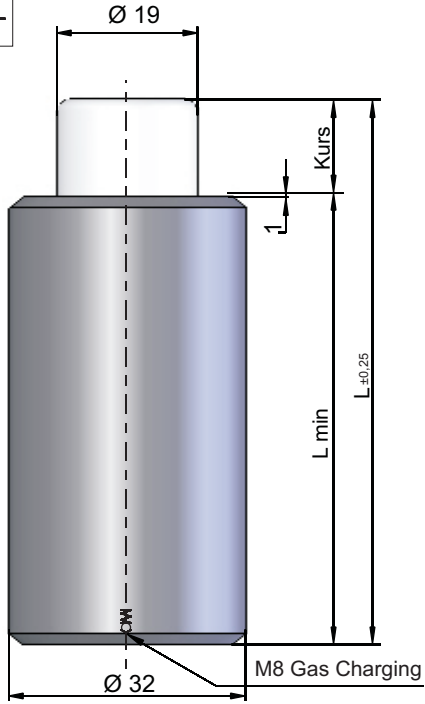
Min. Basınç : 25 bar  
Min. load pressure

Çalışma Sıcaklığı : 0°C ve +80°C  
Working Temperature

Max Çalışma Hızı : 0,8 m / s  
Max. operating speed

Kod Code	Kurs Stroke	L	Lmin	 daN	 Kg	Alt Görünüm Bottom View
<b>G 40-10</b>	10	75	65	<b>400</b>	~ 0,18	
<b>G 40-15</b>	15	90	75		~ 0,20	
<b>G 40-25</b>	25	120	95		~ 0,24	
<b>G 40-50</b>	50	195	145		~ 0,35	

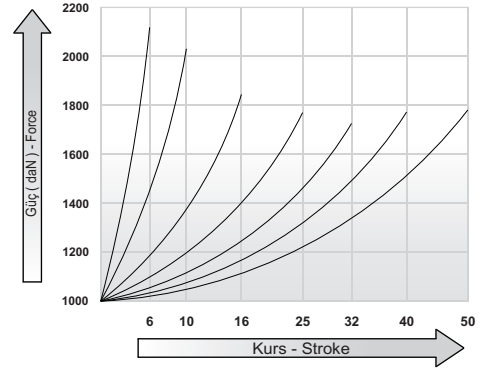
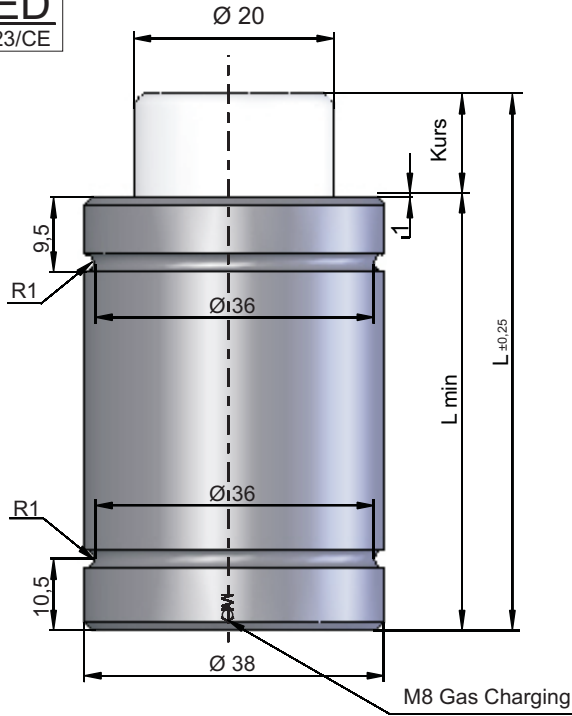
PED  
97/23/CE



Basınç Gazı : Nitrogen N2  
Pressure Gas  
Max. Basınç : 150 bar  
Max. load pressure  
Min. Basınç : 25 bar  
Min. load pressure  
Çalışma Sıcaklığı : 0°C ve +80°C  
Working Temperature  
Max Çalışma Hızı : 0,8 m / s  
Max. operating speed

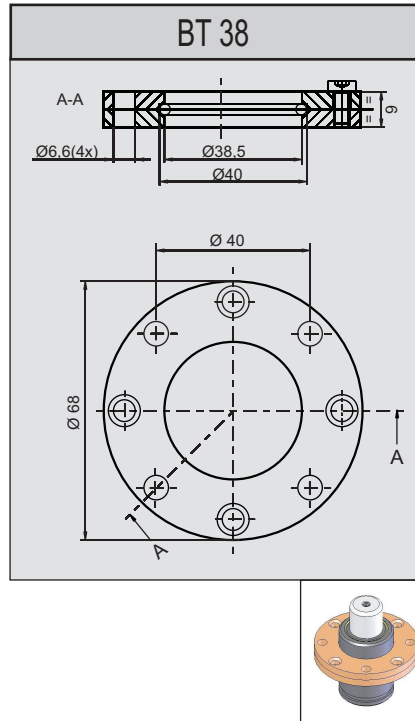
Kod Code	Kurs Stroke	L	Lmin	daN	Kg	Alt Görünüm Bottom View
G 75-10	10	75	65	400	~ 0,18	
G 75-15	15	90	75		~ 0,20	
G 75-25	25	120	95		~ 0,24	
G 75-50	50	195	145		~ 0,35	

PED  
97/23/CE

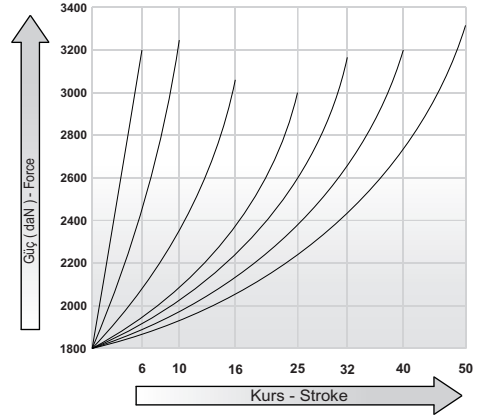
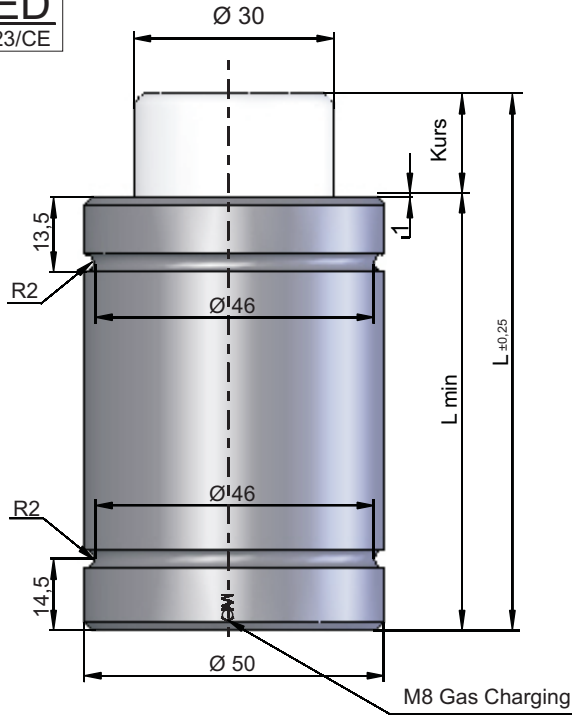


Basınç Gazı : Nitrogen N2  
Pressure Gas  
Max. Basınç : 150 bar  
Max. load pressure  
Min. Basınç : 25 bar  
Min. load pressure  
Çalışma Sıcaklığı : 0°C ve +80°C  
Working Temperature  
Max Çalışma Hızı : 0,8 m / s  
Max. operating speed

Kod Code	Kurs Stroke	L	Lmin	daN	Kg	Alt Görünüm Bottom View
G 100-6	6	61	55	1000	~ 0,36	
G 100-10	10	75	65		~ 0,41	
G 100-16	16	100	84		~ 0,48	
G 100-25	25	135	110		~ 0,58	
G 100-32	32	167	135		~ 0,62	
G 100-40	40	195	155		~ 0,68	
G 100-50	50	230	180		~ 0,74	

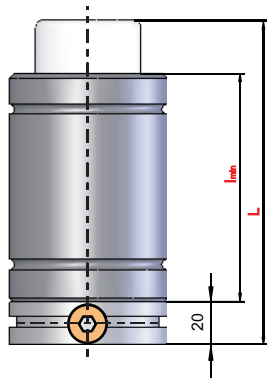


PED  
97/23/CE



Basınç Gazı : Nitrogen N2  
Pressure Gas  
Max. Basınç : 150 bar  
Max. load pressure  
Min. Basınç : 25 bar  
Min. load pressure  
Çalışma Sıcaklığı : 0°C ve +80°C  
Working Temperature  
Max Çalışma Hızı : 0,8 m / s  
Max. operating speed

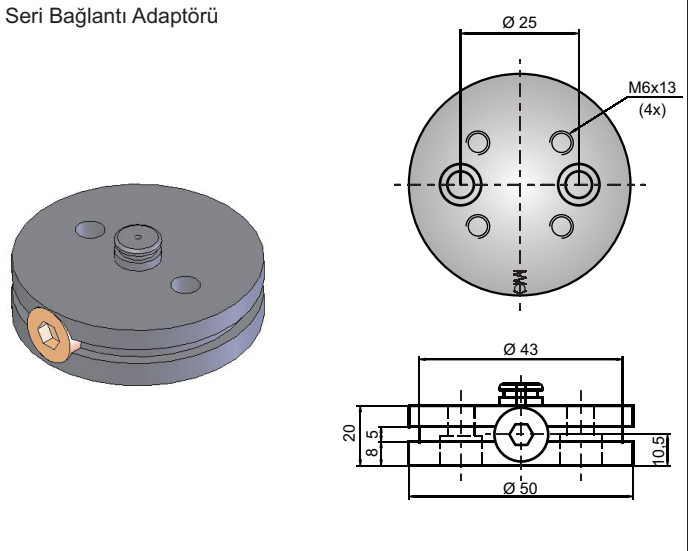
Kod Code	Kurs Stroke	L	Lmin	daN	Kg	Alt Görünüm Bottom View
G 180-6	6	66	60	1800	~ 0,71	
G 180-10	10	80	70		~ 0,78	
G 180-16	16	106	90		~ 0,91	
G 180-25	25	135	110		~ 1,04	
G 180-32	32	162	130		~ 1,12	
G 180-40	40	190	150		~ 1,21	
G 180-50	50	220	170		~ 1,33	

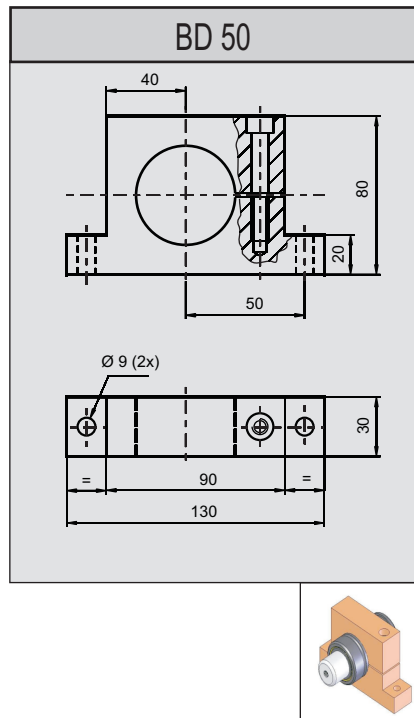
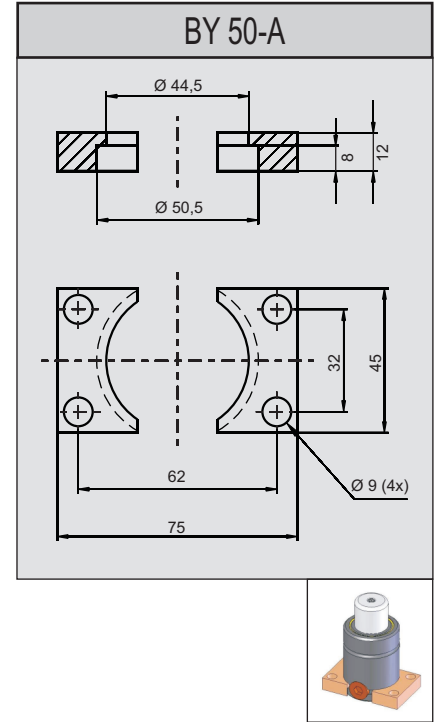
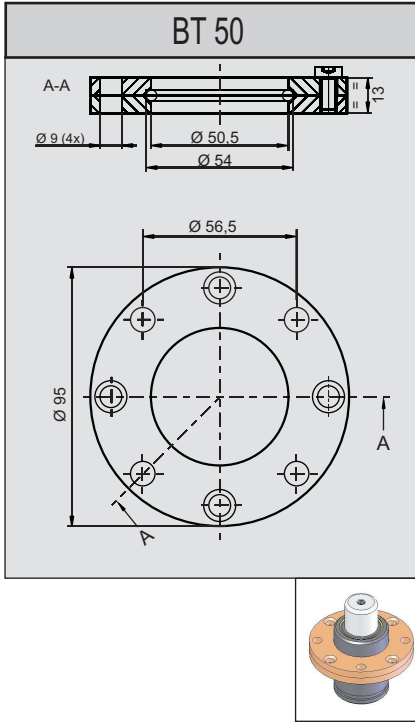


Seri bağlanacak gazlı yaylarda **L** ve **Lmin** ölçülerine **+20 mm** eklenecektir. Sipariş için kodlama sonuna **(S)** eklenecektir. **G 180 - 25 - S**

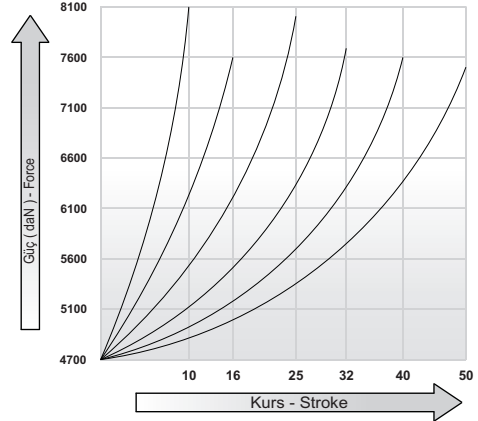
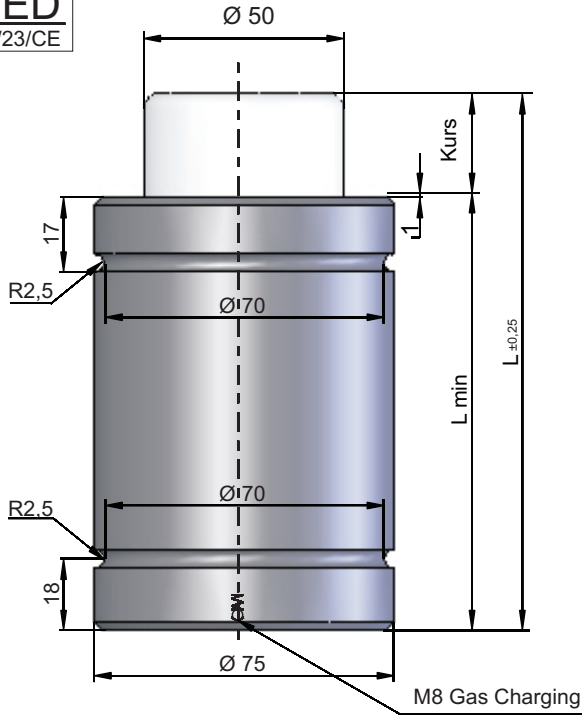
For the Gas Springs to be connected serial **L** and **Lmin** dimensions must be increased **+20 mm**. For the Orders , you must add an **(S)** on the end. **G 180 - 25 - S**

Seri Bağlantı Adaptörü



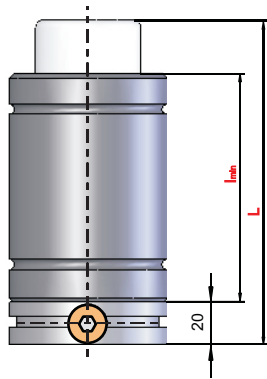


PED  
97/23/CE



Basınç Gazı : Nitrogen N2  
Pressurè Gas  
Max. Basınç : 150 bar  
Max. load pressure  
Min. Basınç : 25 bar  
Min. load pressure  
Çalışma Sıcaklığı : 0°C ve +80°C  
Working Temperature  
Max Çalışma Hızı : 0,8 m / s  
Max. operating speed

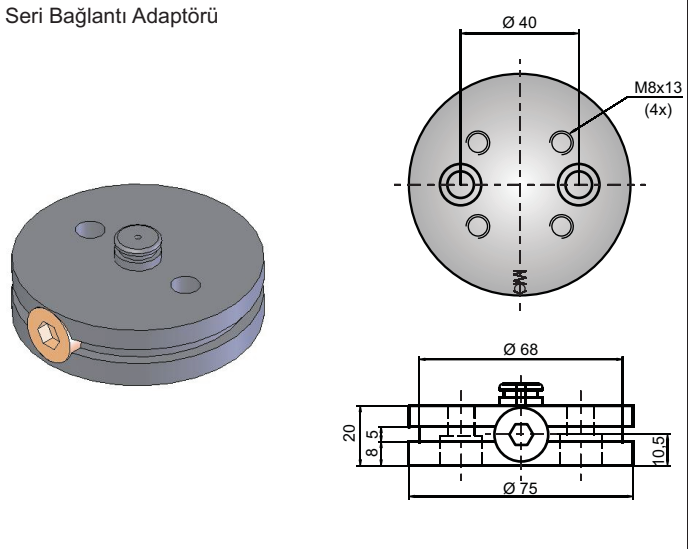
Kod Code	Kurs Stroke	L	Lmin	daN	Kg	Alt Görünüm Bottom View
G 470-10	10	80	70	4700	~ 1,85	
G 470-16	16	106	90		~ 2,11	
G 470-25	25	135	110		~ 2,34	
G 470-32	32	167	135		~ 2,54	
G 470-40	40	200	160		~ 2,77	
G 470-50	50	240	190		~ 3,06	

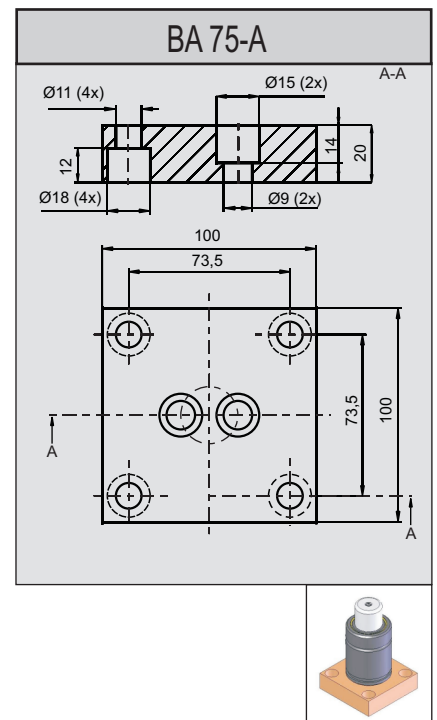
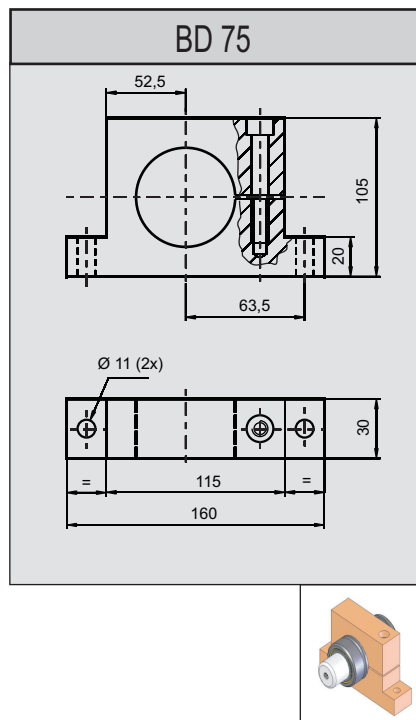
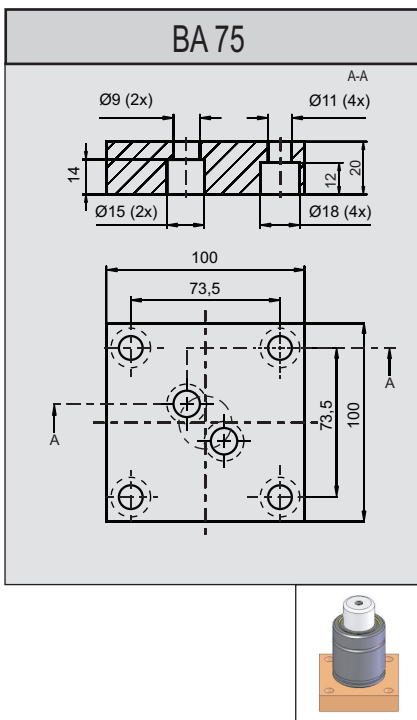
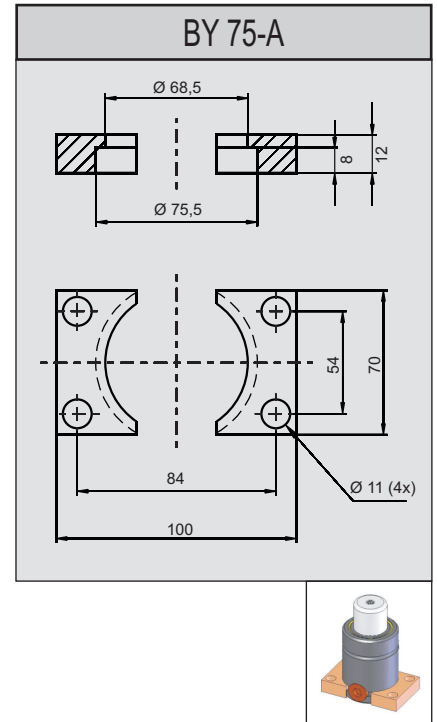
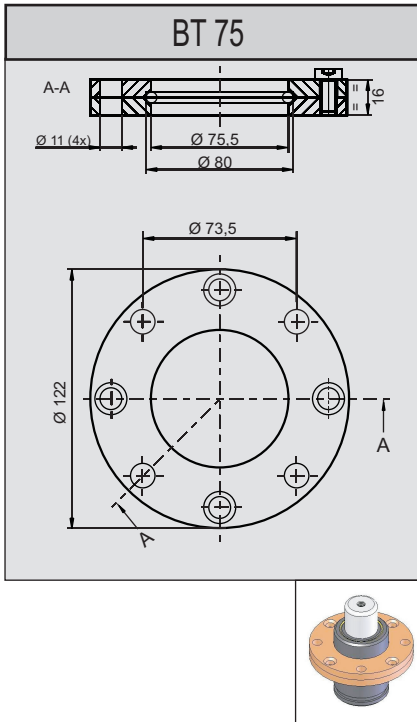


Seri bağlanacak gazlı yaylarda **L** ve **Lmin** ölçülerine **+20 mm** eklenecektir. Sipariş için kodlama sonuna **(S)** eklenecektir. **G 470 - 25 - S**

For the Gas Springs to be connected serial **L** and **Lmin** dimensions must be increased **+20 mm**. For the Orders , you must add an **(S)** on the end. **G 470 - 25 - S**

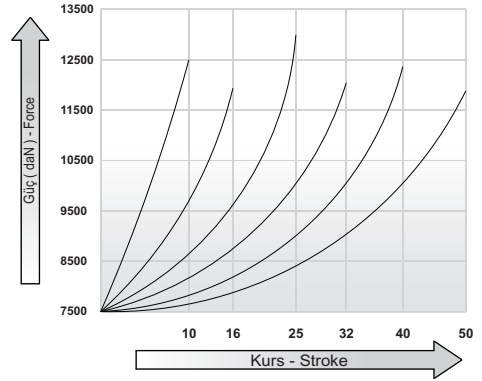
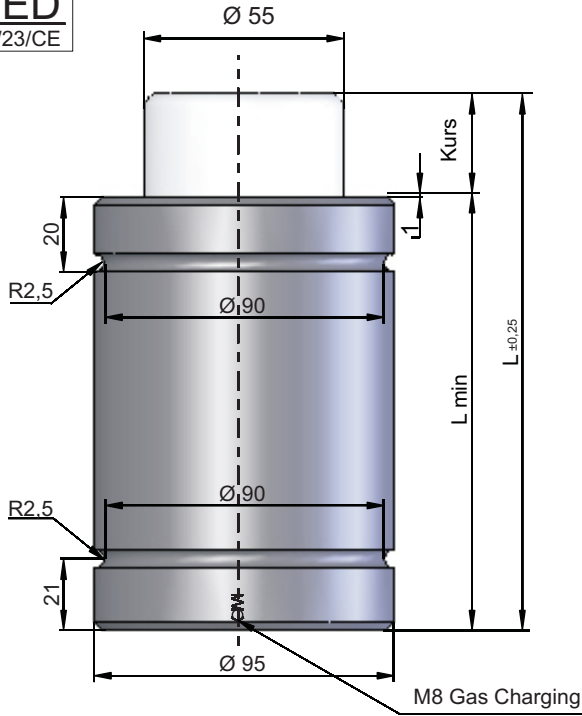
Seri Bağlantı Adaptörü





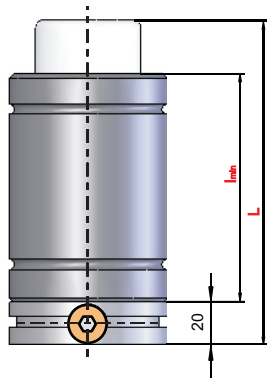


PED  
97/23/CE



Basınç Gazı : Nitrogen N2  
Pressure Gas  
Max. Basınç : 150 bar  
Max. load pressure  
Min. Basınç : 25 bar  
Min. load pressure  
Çalışma Sıcaklığı : 0°C ve +80°C  
Working Temperature  
Max Çalışma Hızı : 0,8 m / s  
Max. operating speed

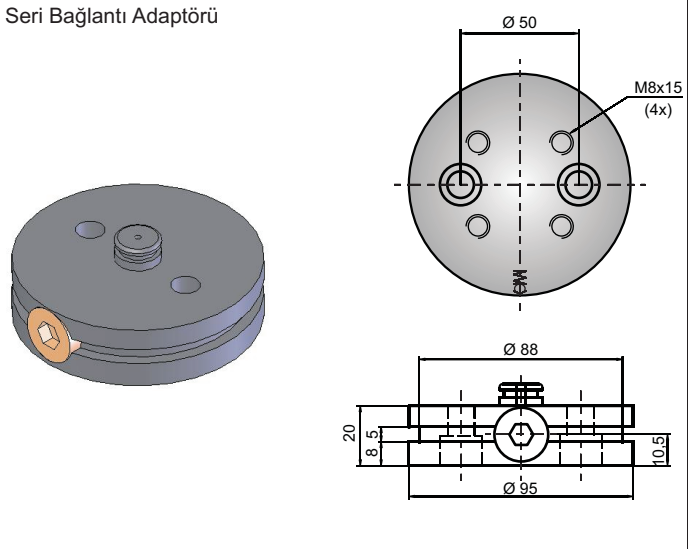
Kod Code	Kurs Stroke	L	Lmin	daN	Kg	Alt Görünüm Bottom View
G 750-10	10	90	80	7500	~ 2,94	
G 750-16	16	116	100		~ 3,32	
G 750-25	25	145	120		~ 3,73	
G 750-32	32	182	150		~ 4,32	
G 750-40	40	210	170		~ 4,72	
G 750-50	50	255	205		~ 5,38	

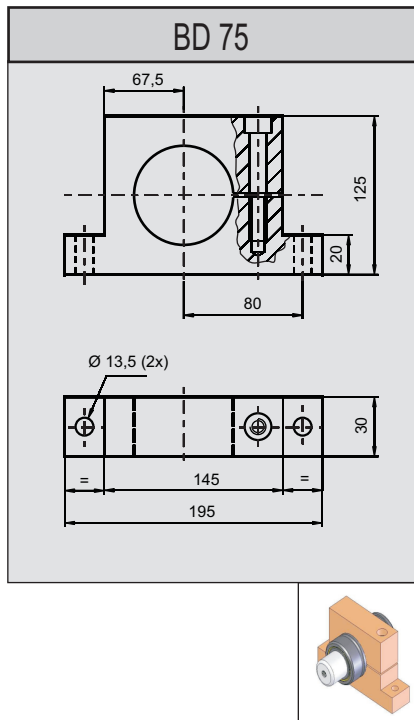
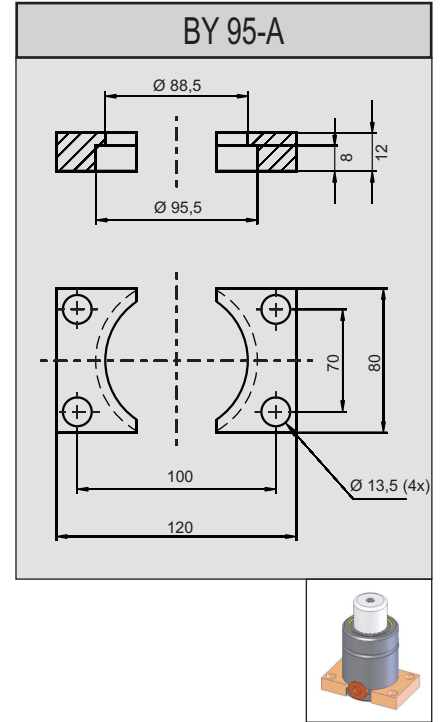
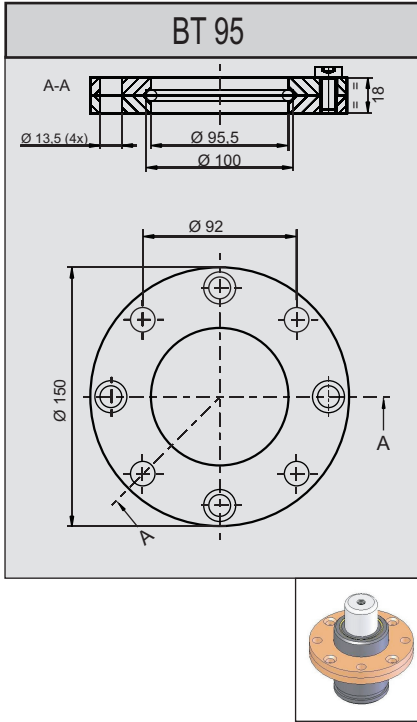


Seri bağlanacak gazlı yaylarda **L** ve **Lmin** ölçülerine **+20 mm** eklenecektir. Sipariş için kodlama sonuna **(S)** eklenecektir.  
**G 750 - 25 - S**

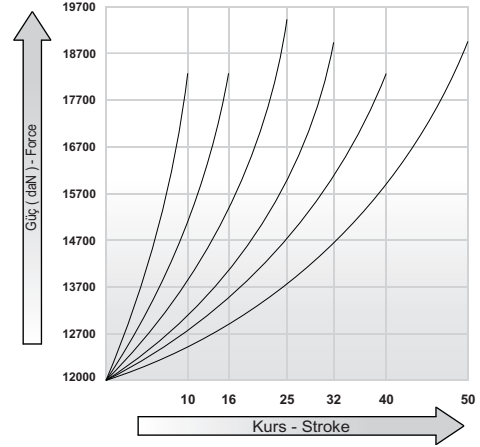
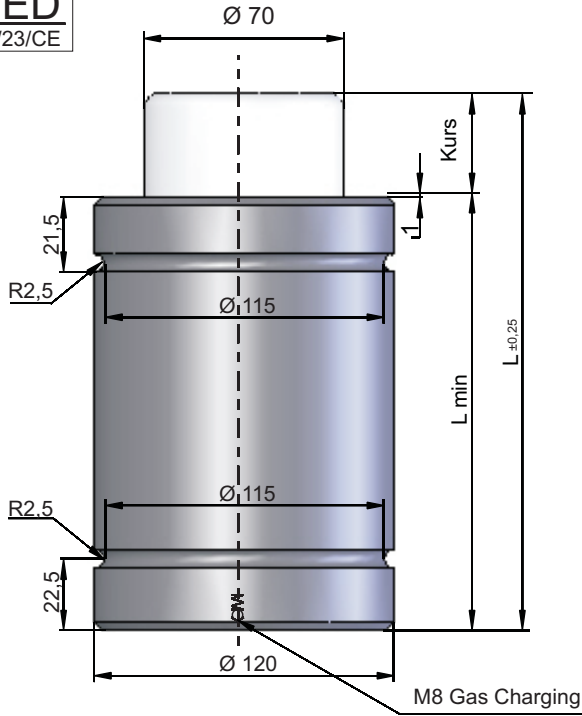
For the Gas Springs to be connected serial **L** and **Lmin** dimensions must be increased **+20 mm**. For the Orders , you must add an **(S)** on the end.  
**G 750 - 25 - S**

Seri Bağlantı Adaptörü



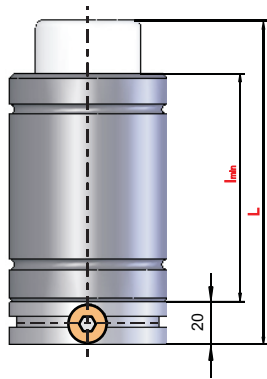


PED  
97/23/CE



Basınç Gazı : Nitrogen N2  
Pressure Gas  
Max. Basınç : 150 bar  
Max. load pressure  
Min. Basınç : 25 bar  
Min. load pressure  
Çalışma Sıcaklığı : 0°C ve +80°C  
Working Temperature  
Max Çalışma Hızı : 0,8 m / s  
Max. operating speed

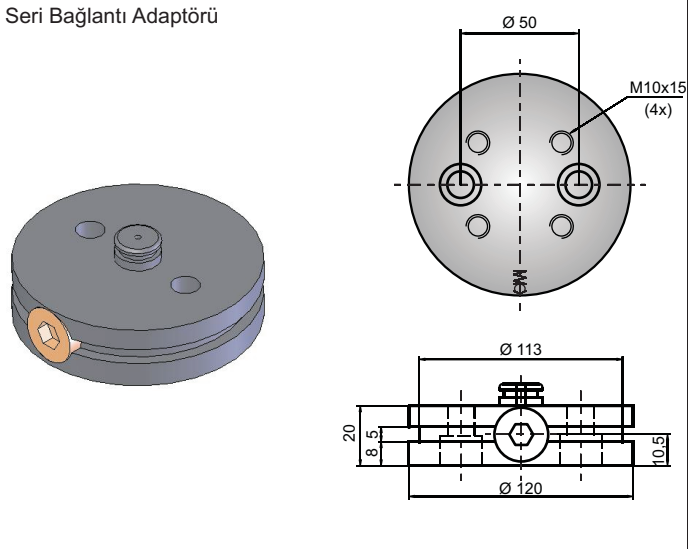
Kod Code	Kurs Stroke	L	Lmin	daN	Kg	Alt Görünüm Bottom View
G 1200-10	10	100	90	1200	~ 5,47	
G 1200-16	16	126	110		~ 6,07	
G 1200-25	25	155	130		~ 6,80	
G 1200-32	32	187	155		~ 7,60	
G 1200-40	40	220	180		~ 8,38	
G 1200-50	50	260	210		~ 9,39	

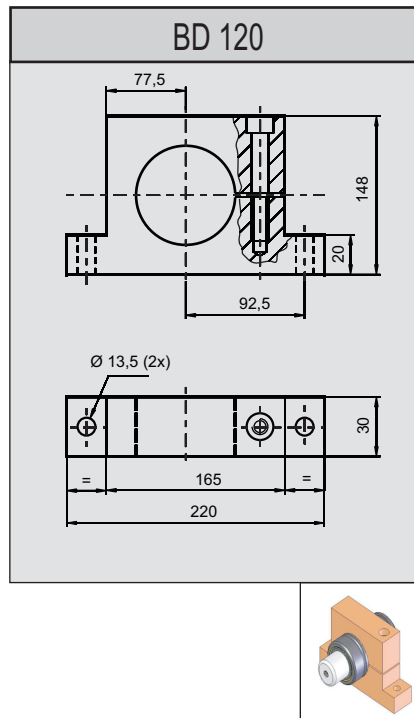
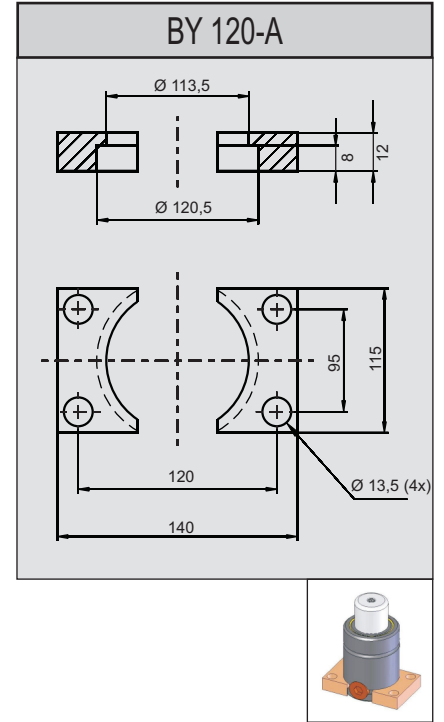
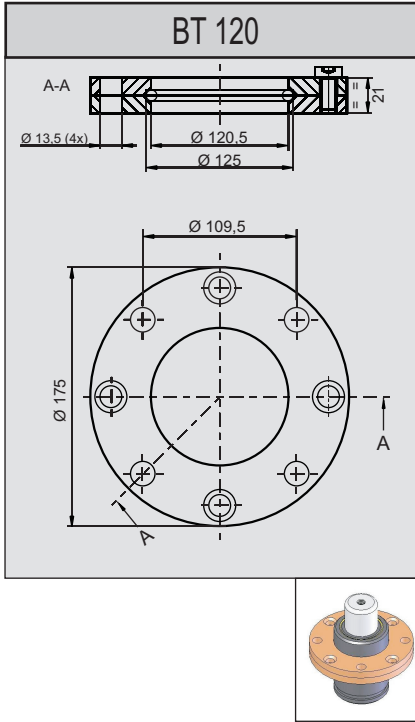


Seri bağlanacak gazlı yaylarda **L** ve **Lmin** ölçülerine **+20 mm** eklenecektir. Sipariş için kodlama sonuna **(S)** eklenecektir. **G 1200 - 25 - S**

For the Gas Springs to be connected serial **L** and **Lmin** dimensions must be increased **+20 mm**. For the Orders , you must add an **(S)** on the end. **G 1200 - 25 - S**

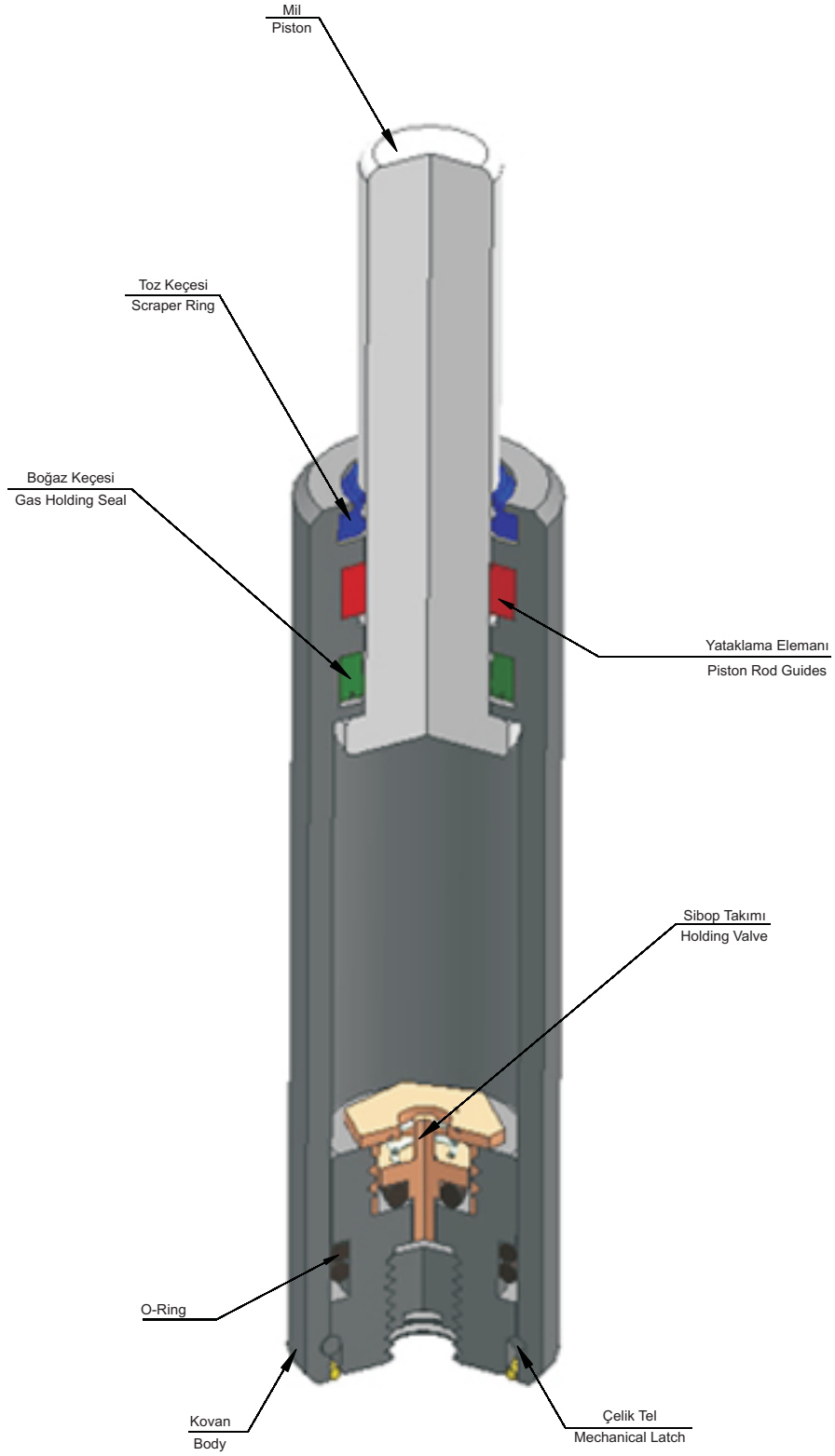
Seri Bağlantı Adaptörü





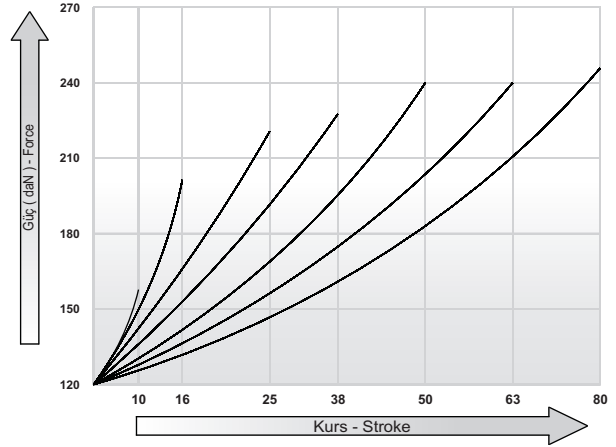
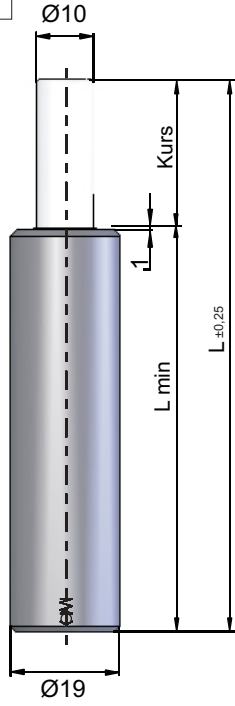
KN





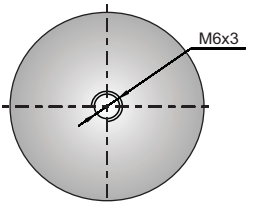


Küçük çap ve uzun boy gereken yerler için özel üretim.

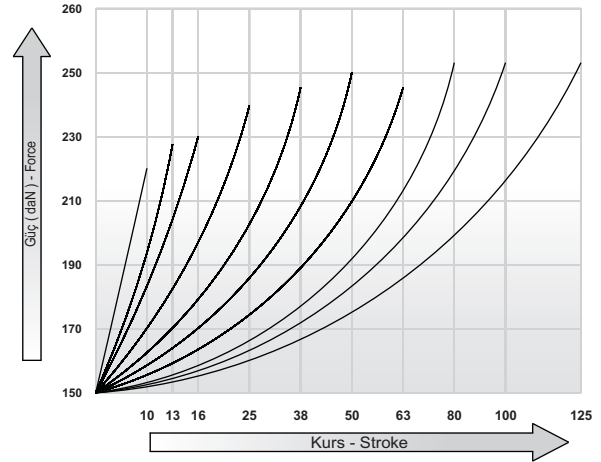
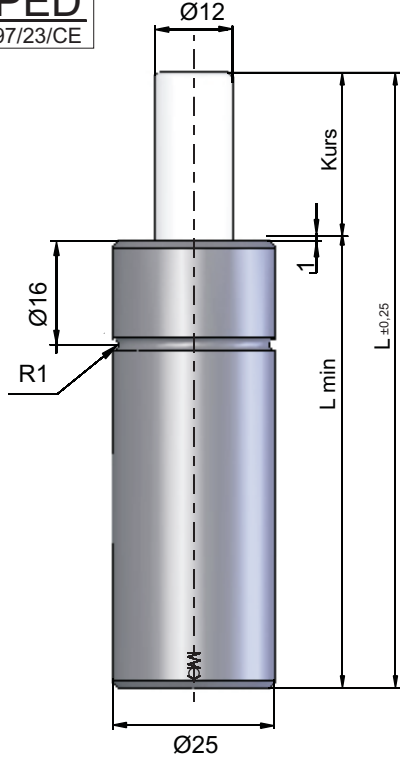
**PED**  
97/23/CE



Basınç Gazı : Nitrogen N2  
Pressure Gas  
Max. Basınç : 150 bar  
Max. load pressure  
Min. Basınç : 25 bar  
Min. load pressure  
Çalışma Sıcaklığı : 0°C ve +80°C  
Working Temperature  
Max Çalışma Hızı : 0,8 m / s  
Max. operating speed

Kod Code	Kurs Stroke	L	Lmin	 daN	 Kg	Alt Görünüm Bottom View
KN 19-10	10	65	55	<b>120</b>	~ 0,09	
KN 19-16	16	77	61		~ 0,10	
KN 19-25	25	95	70		~ 0,11	
KN 19-38	38	121	83		~ 0,14	
KN 19-50	50	145	95		~ 0,15	
KN 19-63	63	171	108		~ 0,18	
KN 19-80	80	205	125		~ 0,20	

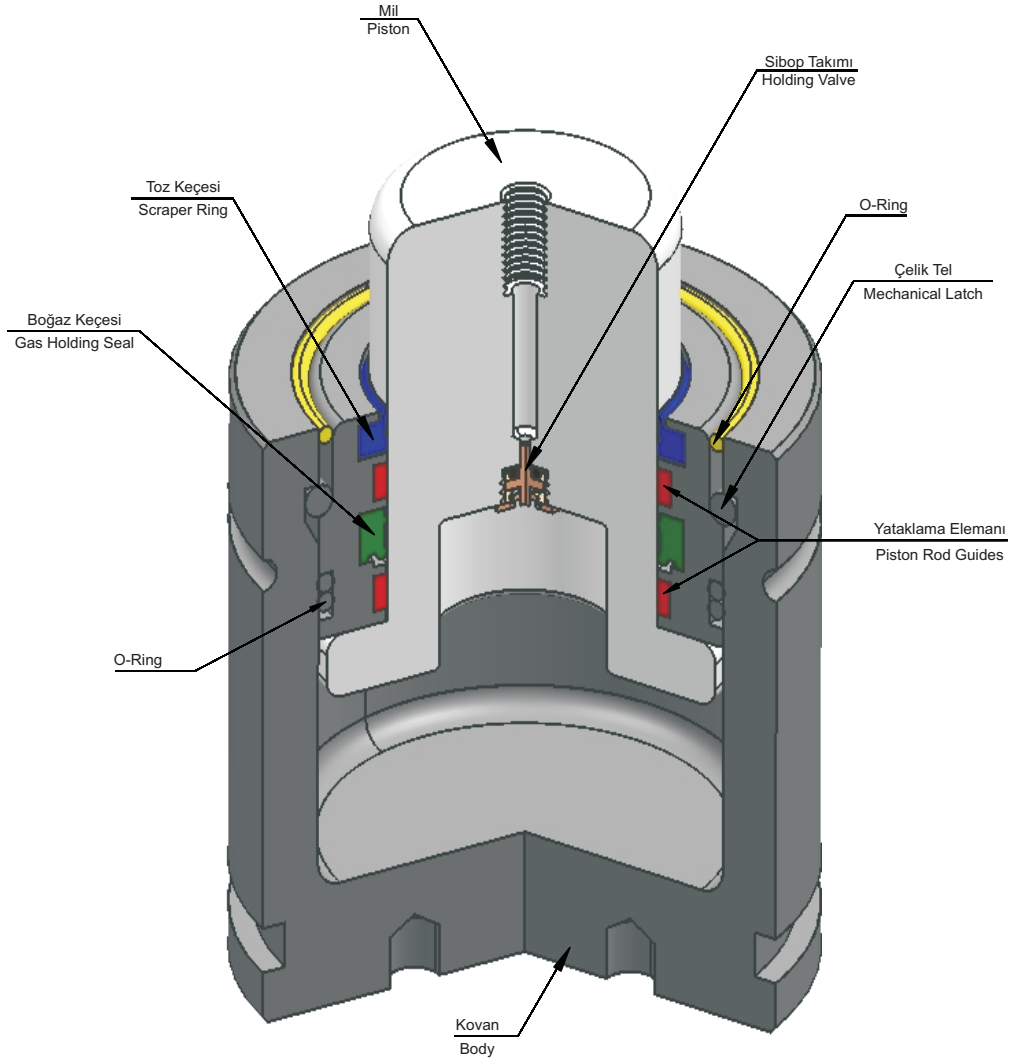
PED  
97/23/CE

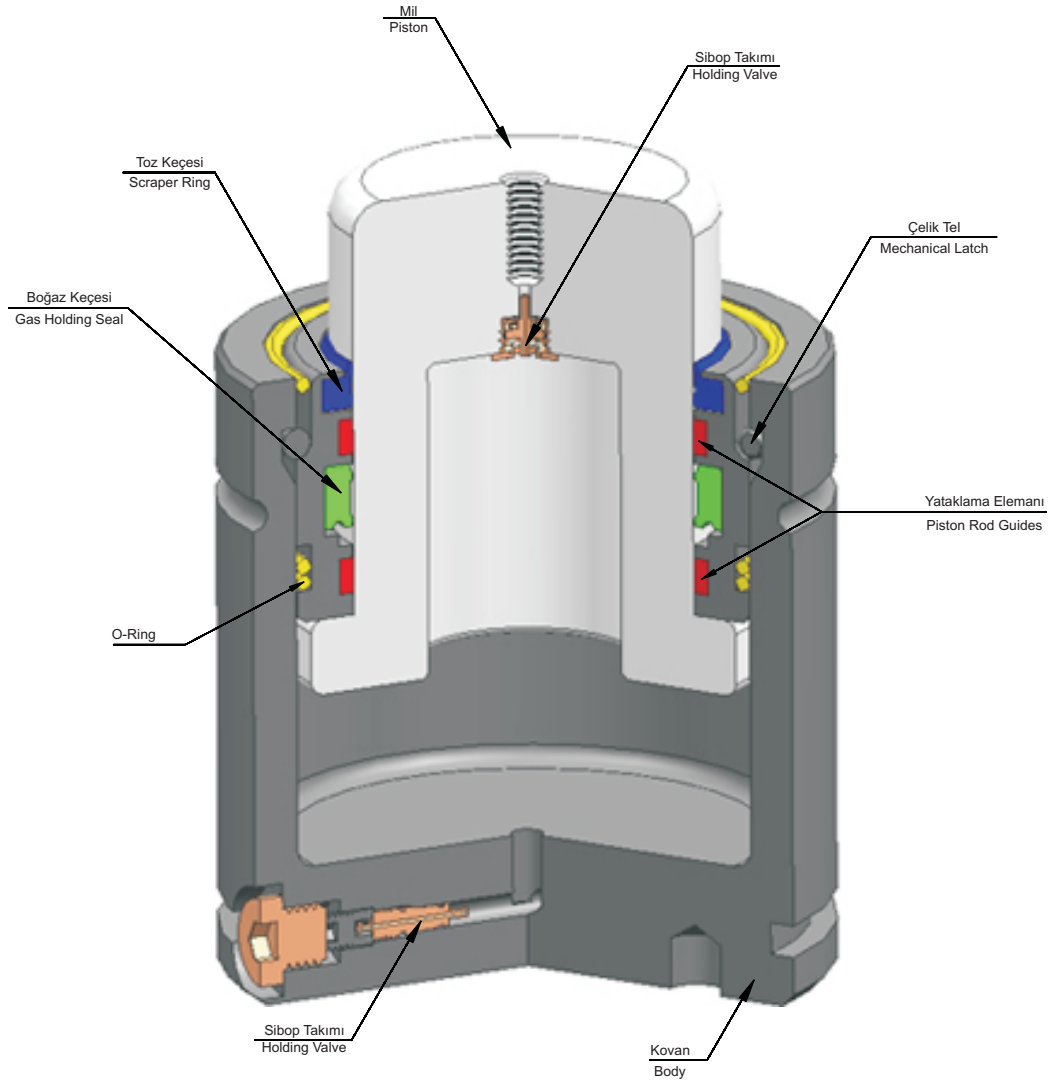


Basınç Gazı : Nitrogen N2  
Pressure Gas  
Max. Basınç : 150 bar  
Max. load pressure  
Min. Basınç : 25 bar  
Min. load pressure  
Çalışma Sıcaklığı : 0°C ve +80°C  
Working Temperature  
Max Çalışma Hızı : 0,8 m / s  
Max. operating speed

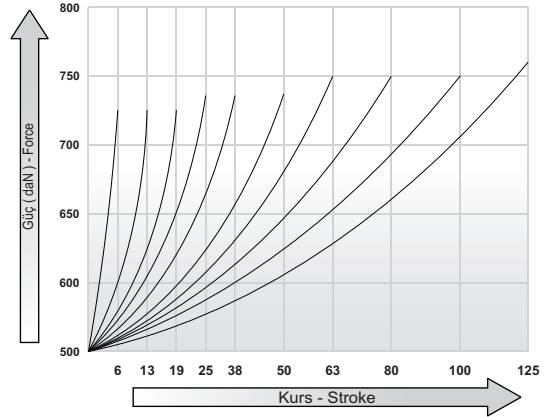
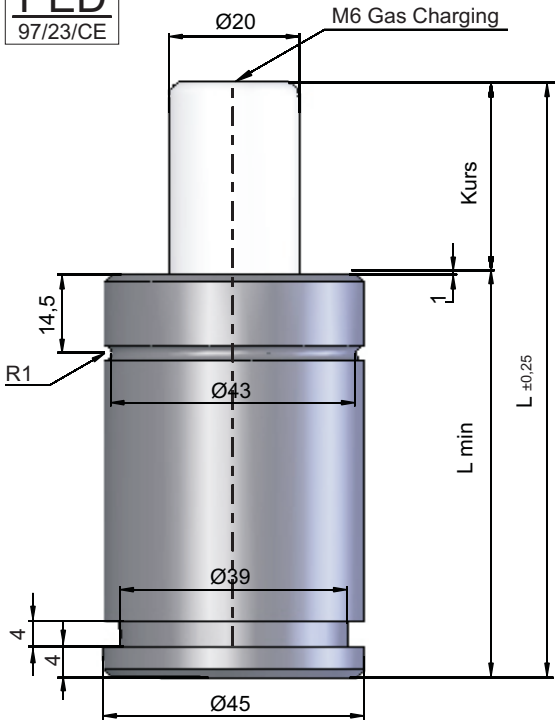
Kod Code	Kurs Stroke	L	Lmin	 daN	 Kg	Alt Görünüm Bottom View
KN 25-10	10	65	55	150	~ 0,15	
KN 25-13	13	71	59		~ 0,16	
KN 25-16	16	77	61		~ 0,17	
KN 25-25	25	95	70		~ 0,19	
KN 25-38	38	121	83		~ 0,22	
KN 25-50	50	145	95		~ 0,25	
KN 25-63	63	171	108		~ 0,29	
KN 25-80	80	205	125		~ 0,33	
KN 25-100	100	245	145		~ 0,38	
KN 25-125	125	295	170		~ 0,45	





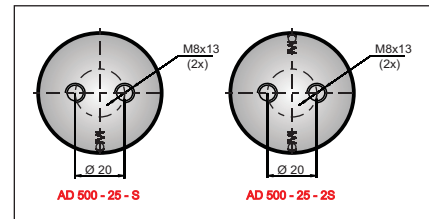
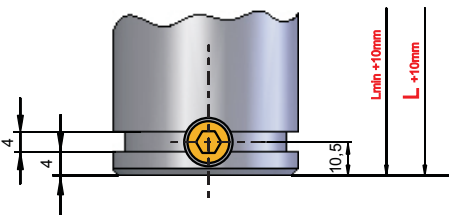


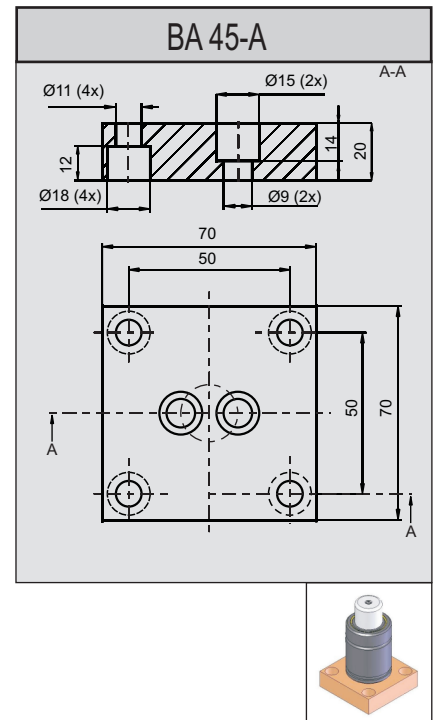
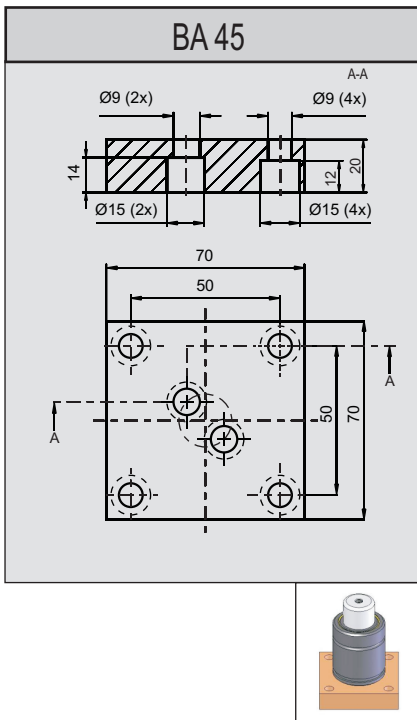
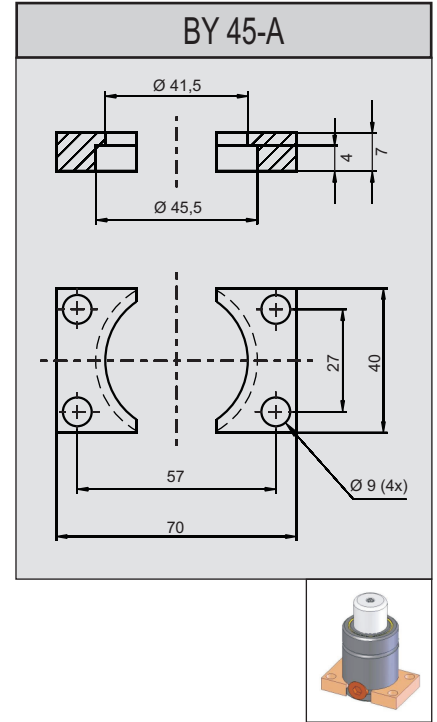
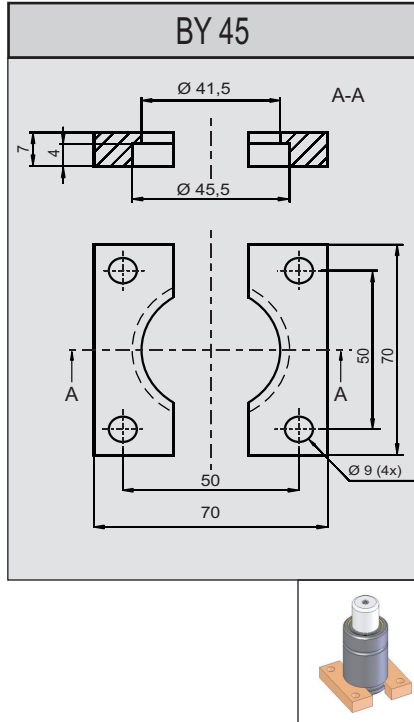
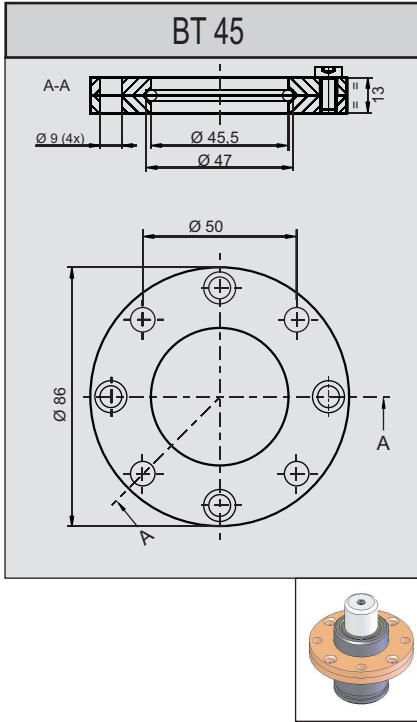
PED  
97/23/CE



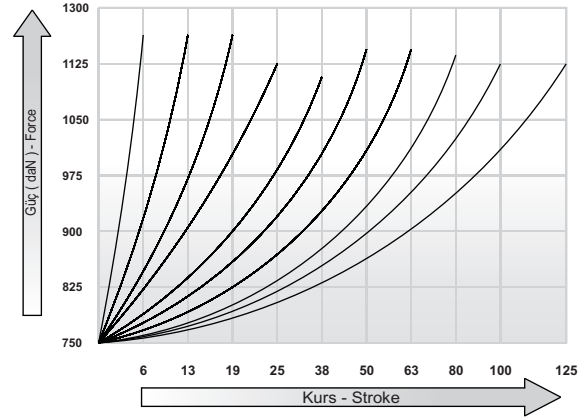
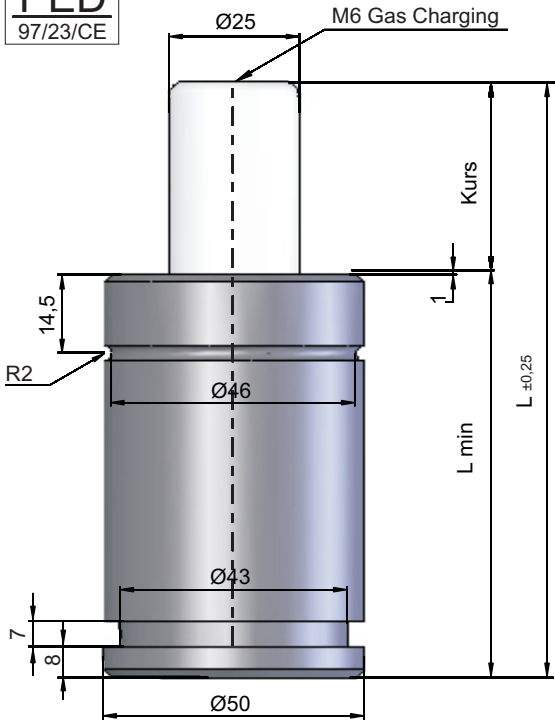
Basınç Gazı : Nitrogen N2  
Pressure Gas  
Max. Basınç : 150 bar  
Max. load pressure  
Min. Basınç : 25 bar  
Min. load pressure  
Çalışma Sıcaklığı : 0°C ve +80°C  
Working Temperature  
Max Çalışma Hızı : 1,8 m / s  
Max. operating speed

Kod Code	Kurs Stroke	L	Lmin	daN	Kg	Alt Görünüm Bottom View
AD 500-6	6	62	56	500	~ 1,25	
AD 500-13	13	75,4	62,7		~ 1,38	
AD 500-19	19	88	69		~ 1,53	
AD 500-25	25	100	75		~ 1,65	
AD 500-38	38	126	88		~ 1,80	
AD 500-50	50	150	100		~ 1,96	
AD 500-63	63	177	113,5		~ 2,09	
AD 500-80	80	210	130		~ 2,33	
AD 500-100	100	250	140		~ 2,68	
AD 500-125	125	300	175		~ 3,10	



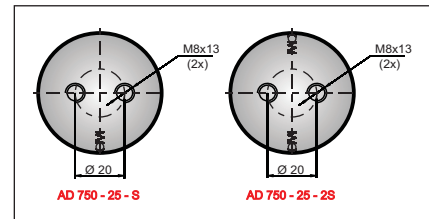
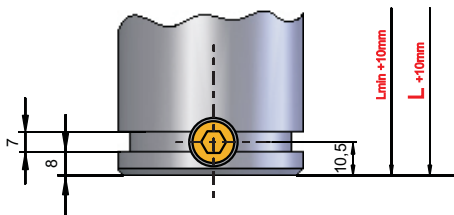


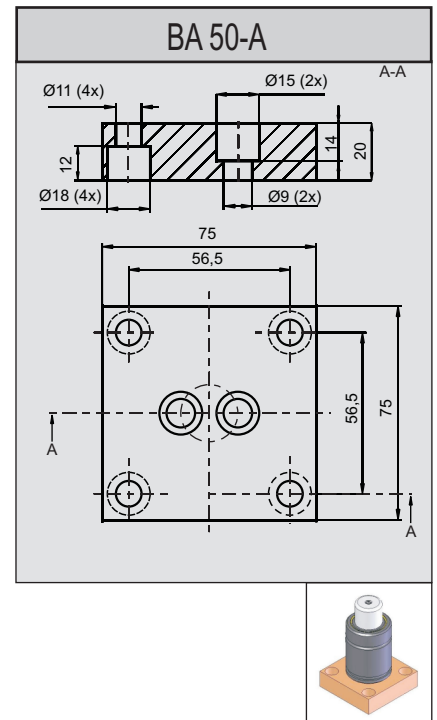
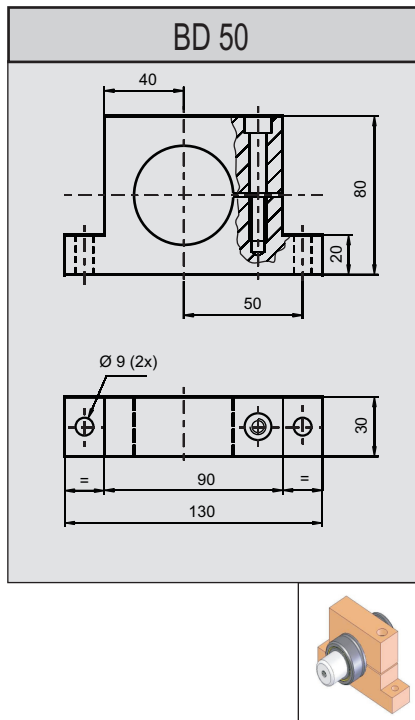
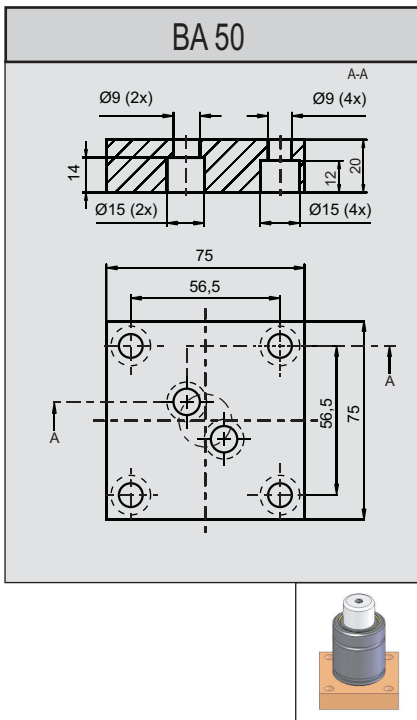
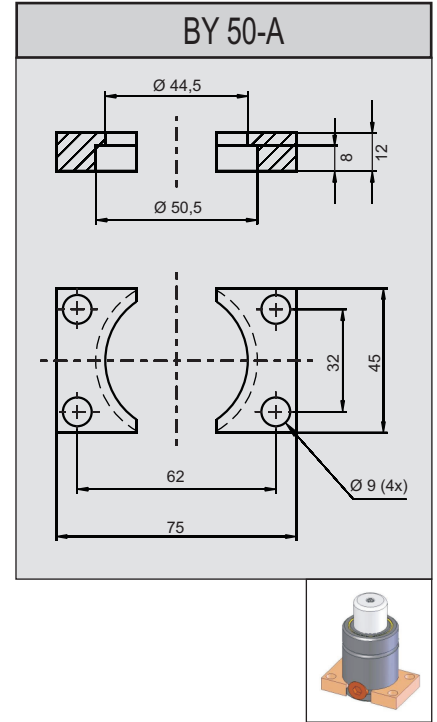
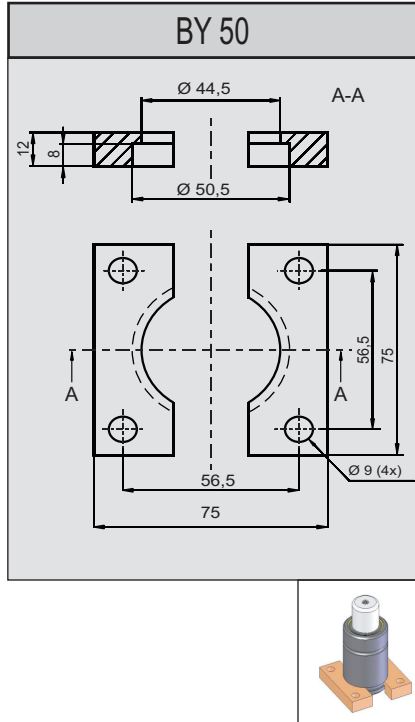
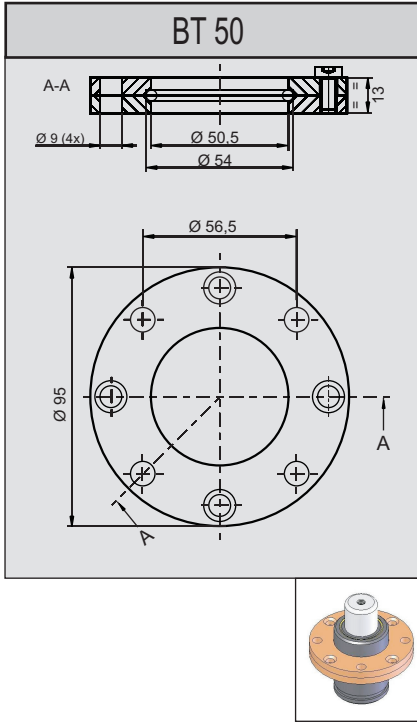
PED  
97/23/CE



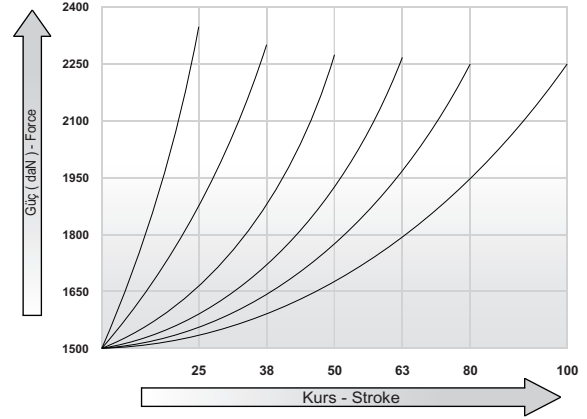
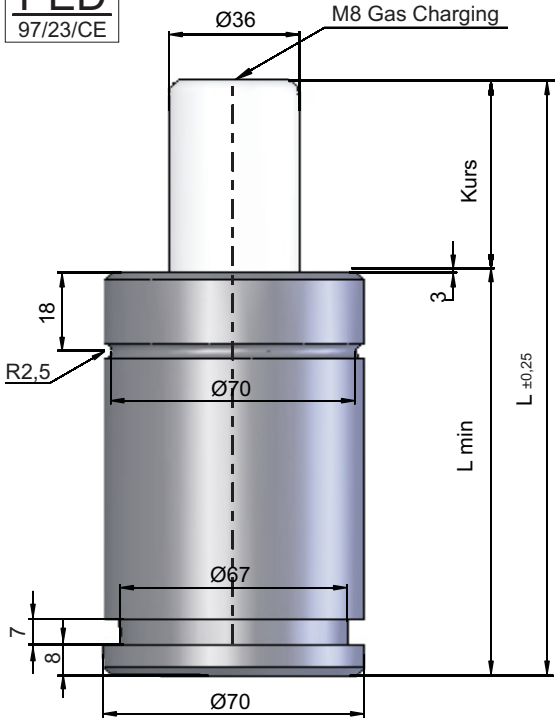
Basınç Gazı : Nitrogen N2  
Pressure Gas  
Max. Basınç : 150 bar  
Max. load pressure  
Min. Basınç : 25 bar  
Min. load pressure  
Çalışma Sıcaklığı : 0°C ve +80°C  
Working Temperature  
Max Çalışma Hızı : 1,8 m / s  
Max. operating speed

Kod Code	Kurs Stroke	L	Lmin	daN	Kg	Alt Görünüm Bottom View
AD 750-6	6	62	56	750	~ 1,25	
AD 750-13	13	75,4	62,7		~ 1,38	
AD 750-19	19	88	69		~ 1,53	
AD 750-25	25	100	75		~ 1,65	
AD 750-38	38	126	88		~ 1,80	
AD 750-50	50	150	100		~ 1,96	
AD 750-63	63	177	113,5		~ 2,09	
AD 750-80	80	210	130		~ 2,33	
AD 750-100	100	250	140		~ 2,68	
AD 750-125	125	300	175		~ 3,10	



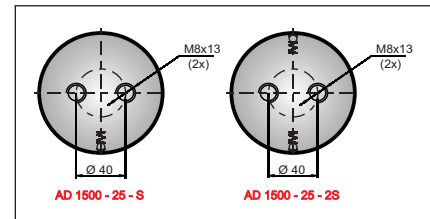
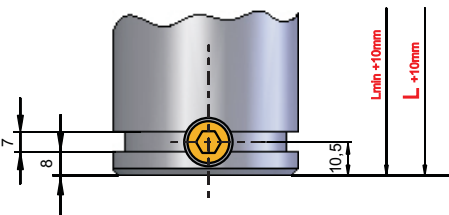


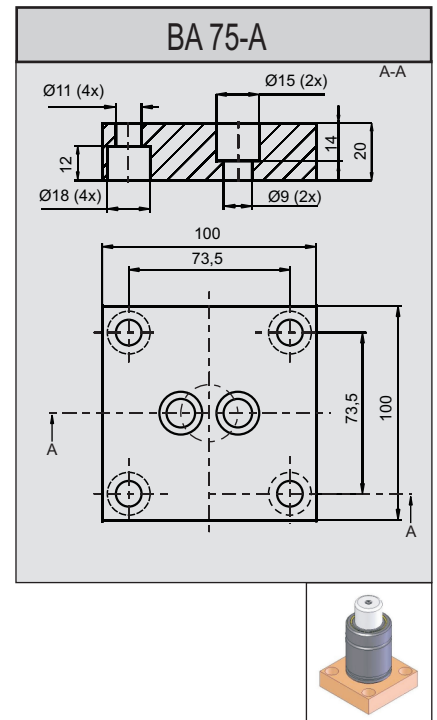
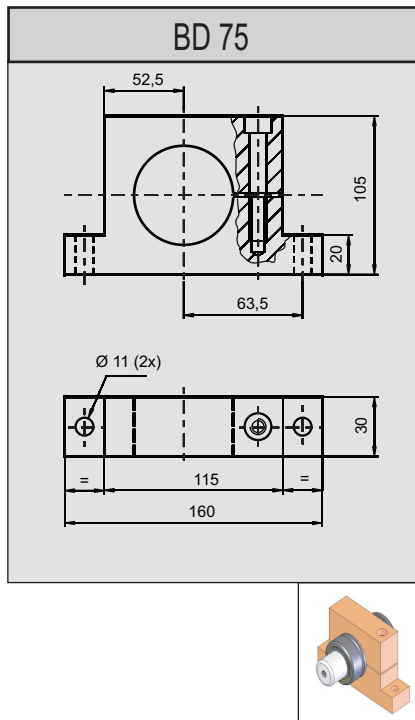
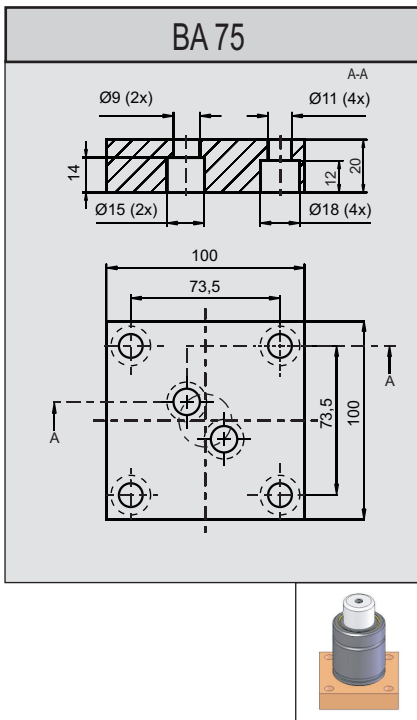
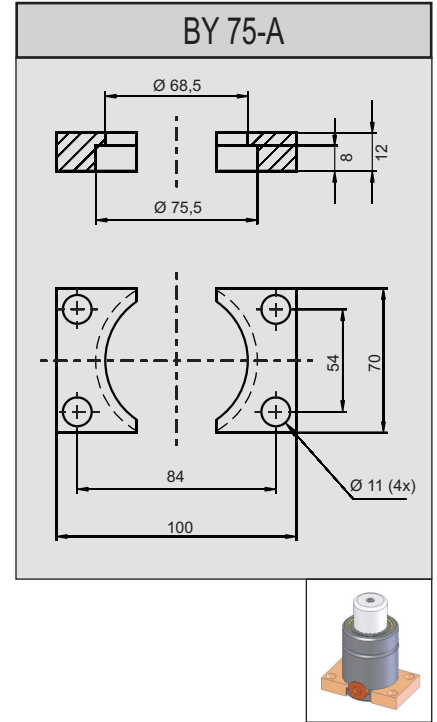
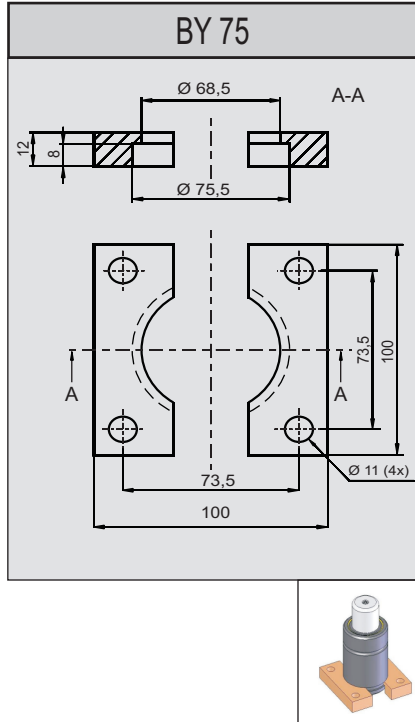
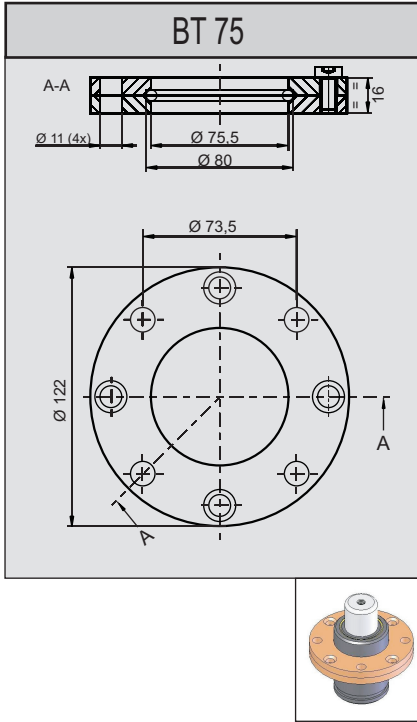
PED  
97/23/CE



Basınç Gazı : Nitrogen N2  
Pressure Gas  
Max. Basınç : 150 bar  
Max. load pressure  
Min. Basınç : 25 bar  
Min. load pressure  
Çalışma Sıcaklığı : 0°C ve +80°C  
Working Temperature  
Max Çalışma Hızı : 1,8 m / s  
Max. operating speed

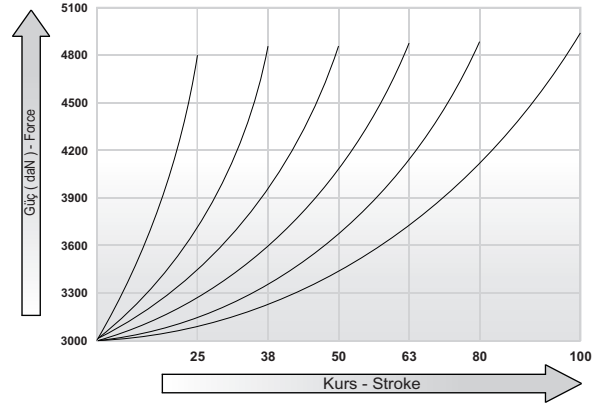
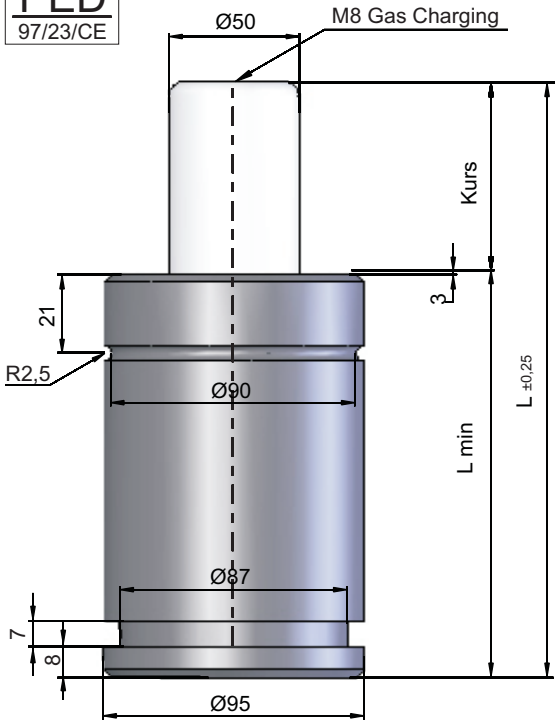
Kod Code	Kurs Stroke	L	Lmin	daN	Kg	Alt Görünüm Bottom View
AD 1500-25	25	110	85	1500	~ 1,85	
AD 1500-38	38	136	98		~ 2,11	
AD 1500-50	50	160	110		~ 2,34	
AD 1500-63	63	187	123,5		~ 2,54	
AD 1500-80	80	220	140		~ 2,77	
AD 1500-100	100	260	160		~ 3,06	





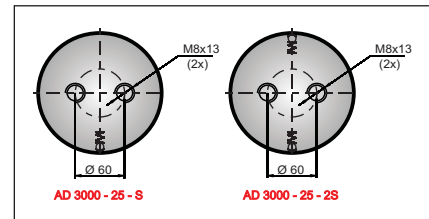
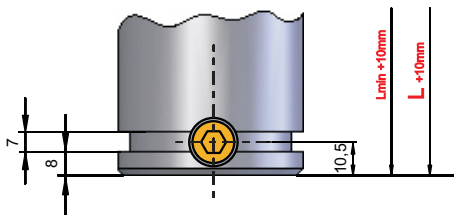


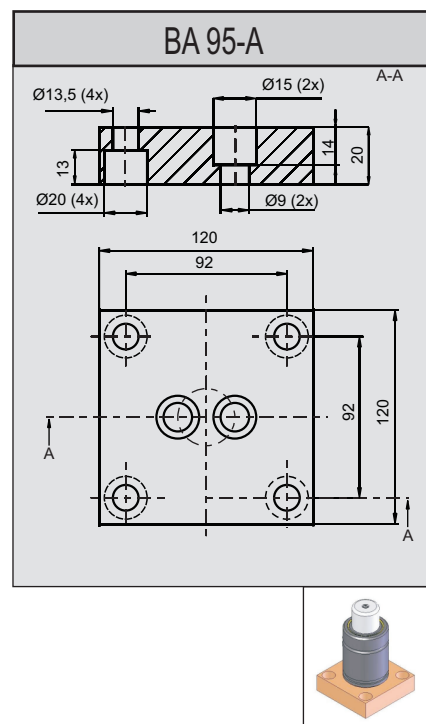
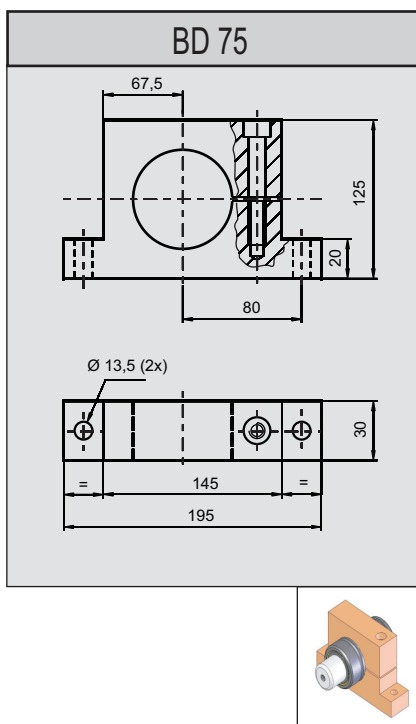
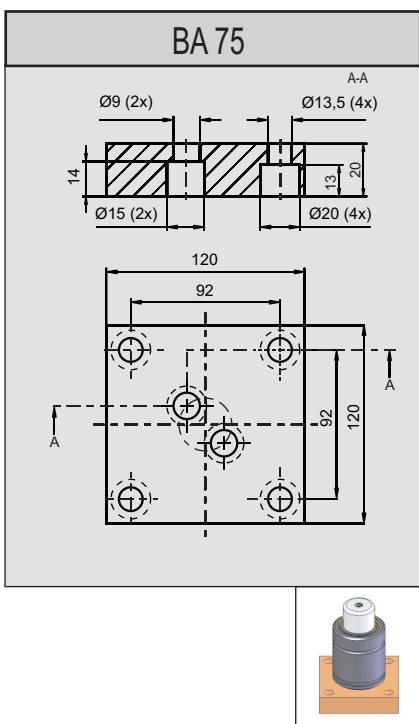
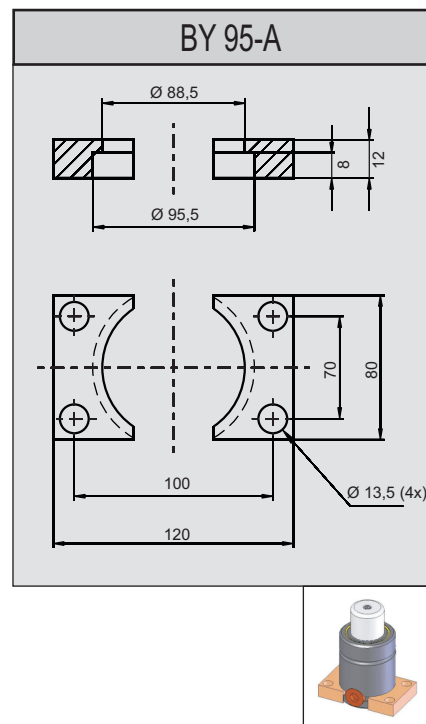
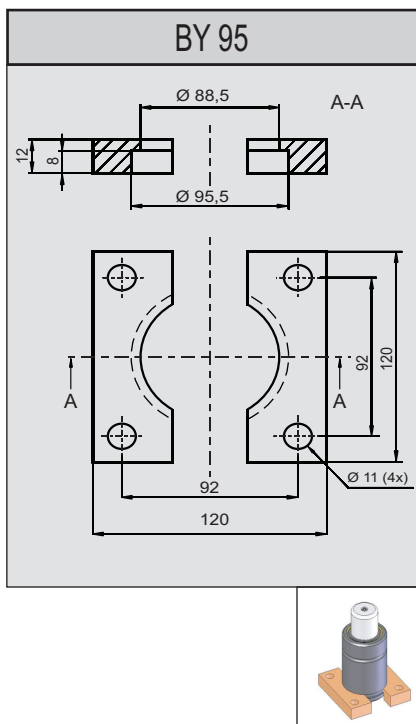
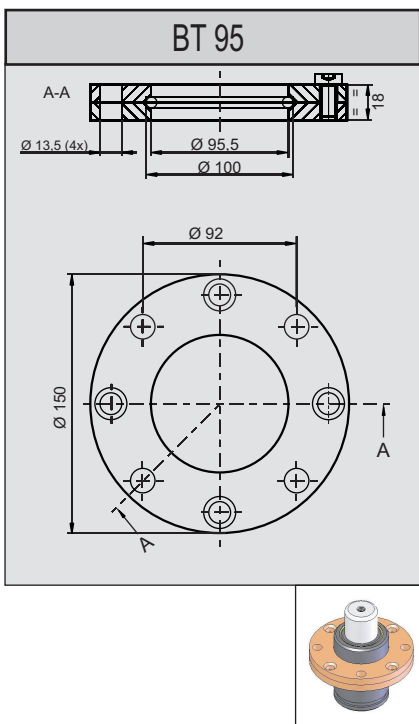
PED  
97/23/CE

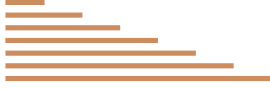


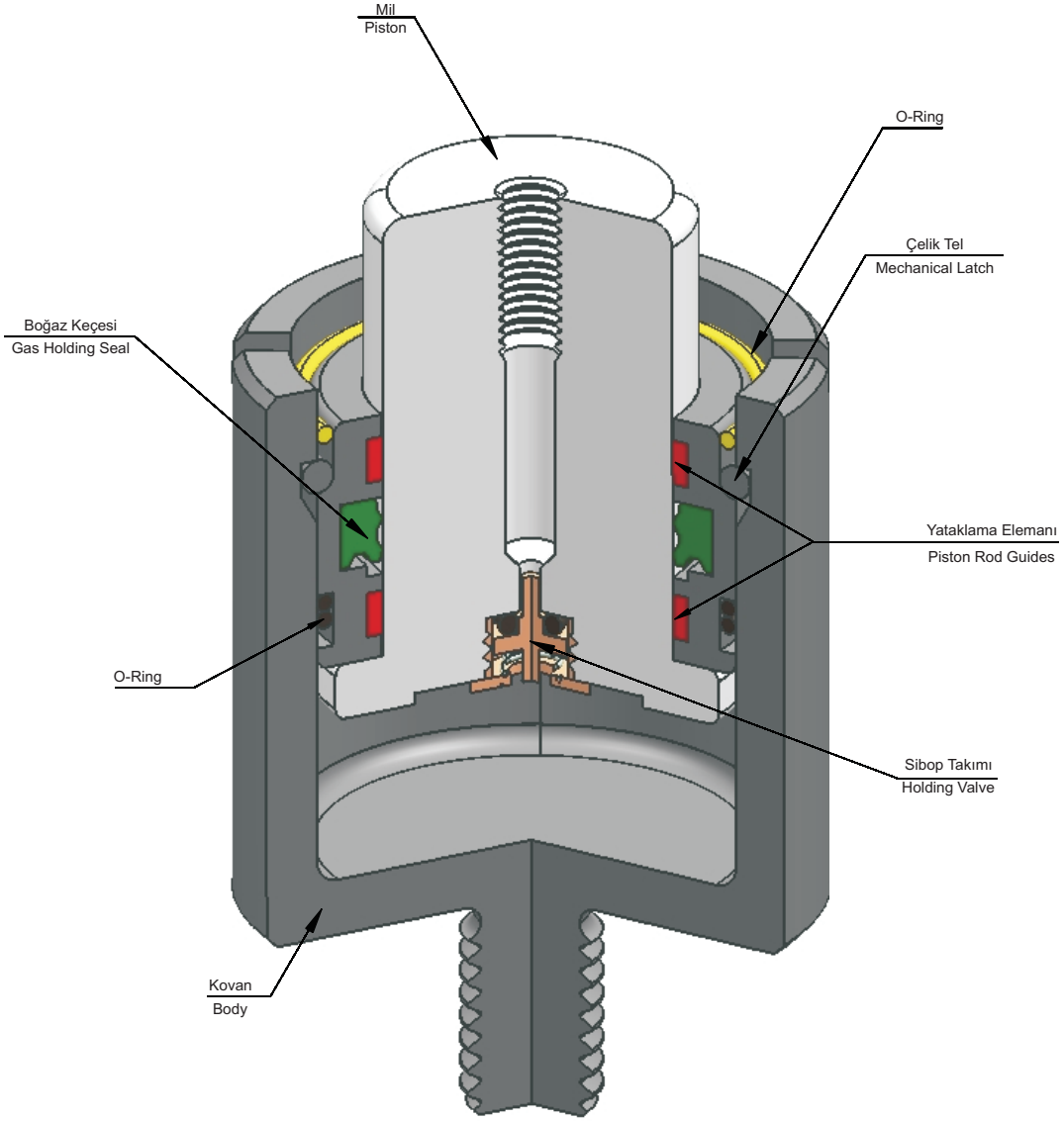
Basınç Gazı : Nitrogen N2  
Pressure Gas  
Max. Basınç : 150 bar  
Max. load pressure  
Min. Basınç : 25 bar  
Min. load pressure  
Çalışma Sıcaklığı : 0°C ve +80°C  
Working Temperature  
Max Çalışma Hızı : 1,8 m / s  
Max. operating speed

Kod Code	Kurs Stroke	L	Lmin	daN	Kg	Alt Görünüm Bottom View
AD 3000-25	25	120	95	1500	~ 2,01	
AD 3000-38	38	146	108		~ 2,30	
AD 3000-50	50	170	120		~ 2,55	
AD 3000-63	63	197	133,5		~ 2,67	
AD 3000-80	80	230	150		~ 3,01	
AD 3000-100	100	270	170		~ 3,11	

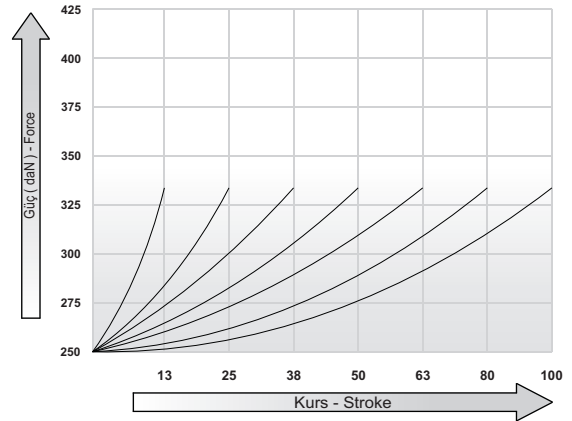
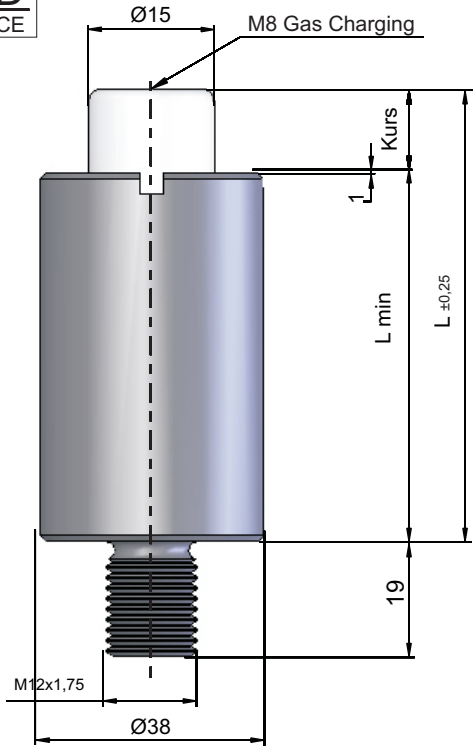






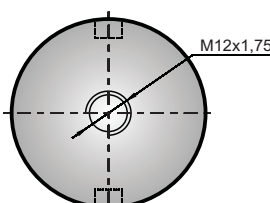


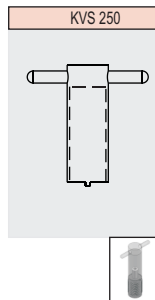


**PED**  
97/23/CE

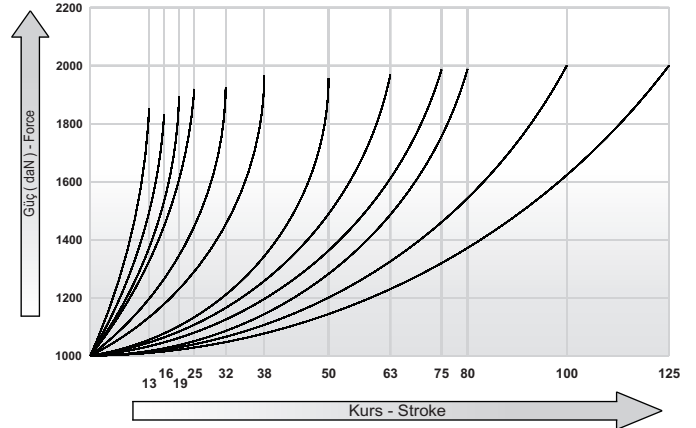
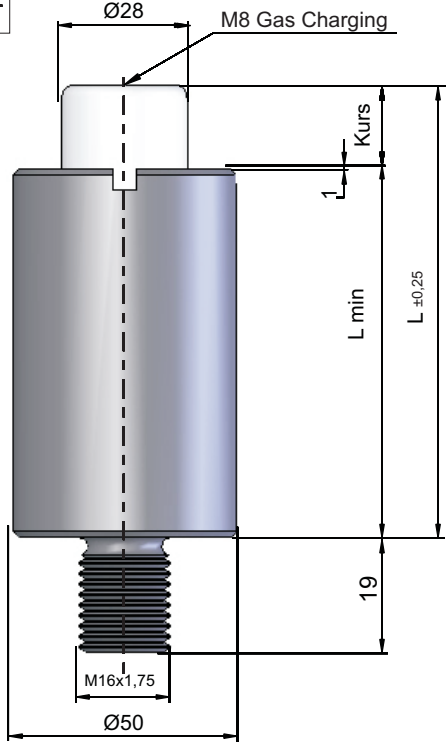


Basınç Gazı : Nitrogen N2  
 Pressurè Gas  
 Max. Basınç : 150 bar  
 Max. load pressure  
 Min. Basınç : 25 bar  
 Min. load pressure  
 Çalışma Sıcaklığı : 0°C ve +80°C  
 Working Temperature  
 Max Çalışma Hızı : 1,8 m / s  
 Max. operating speed

Kod Code	Kurs Stroke	L	Lmin	 daN	 Kg	Alt Görünüm Bottom View
KV 250-13	13	75,4	62,7	<b>250</b>	~ 0,45	
KV 250-25	25	100	75		~ 0,50	
KV 250-38	38	126	88		~ 0,55	
KV 250-50	50	150	100		~ 0,60	
KV 250-63	63	177	113,5		~ 0,65	
KV 250-80	80	210	130		~ 0,70	
KV 250-100	100	250	150		~ 0,80	

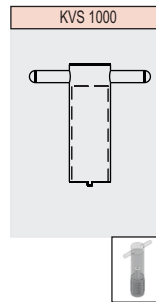


PED  
97/23/CE

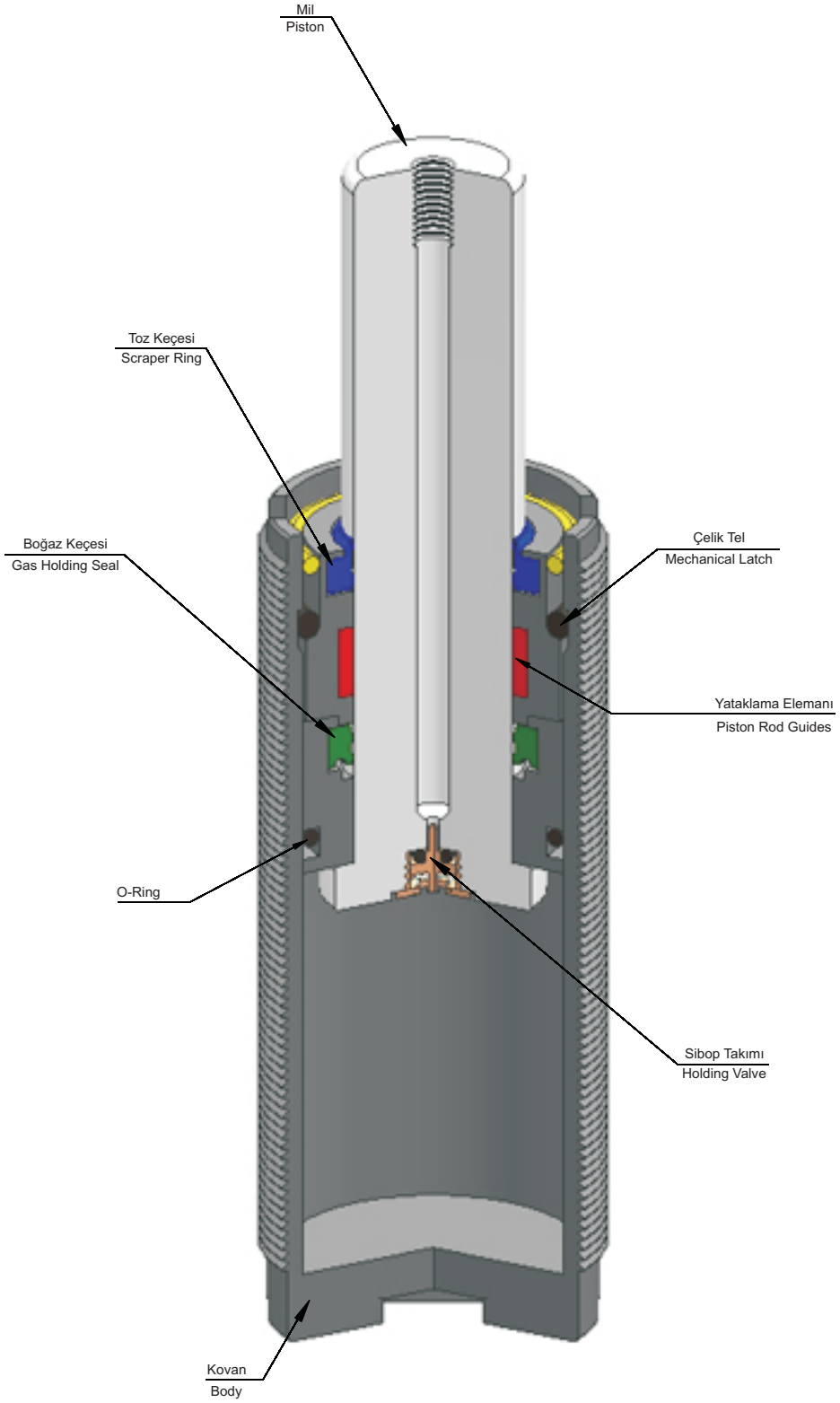


Basınç Gazı : Nitrogen N2  
Pressure Gas  
Max. Basınç : 150 bar  
Max. load pressure  
Min. Basınç : 25 bar  
Min. load pressure  
Çalışma Sıcaklığı : 0°C ve +80°C  
Working Temperature  
Max Çalışma Hızı : 1,8 m / s  
Max. operating speed

Kod Code	Kurs Stroke	L	Lmin	daN	Kg	Alt Görünüm Bottom View
KV 1000-13	10	58	48	750	~ 0,57	
KV 1000-16	13	64	51		~ 0,59	
KV 1000-19	16	70	54		~ 0,62	
KV 1000-25	19	76	57		~ 0,65	
KV 1000-32	25	88	63		~ 0,70	
KV 1000-38	32	102	70		~ 0,77	
KV 1000-50	38	114	76		~ 0,83	
KV 1000-63	50	138	88		~ 0,94	
KV 1000-75	63	164	101		~ 1,07	
KV 1000-80	75	188	113		~ 1,16	
KV 1000-100	80	198	118		~ 1,21	
KV 1000-125	100	238	138		~ 1,43	

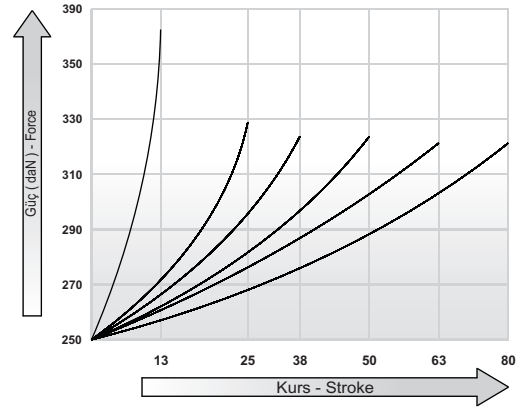
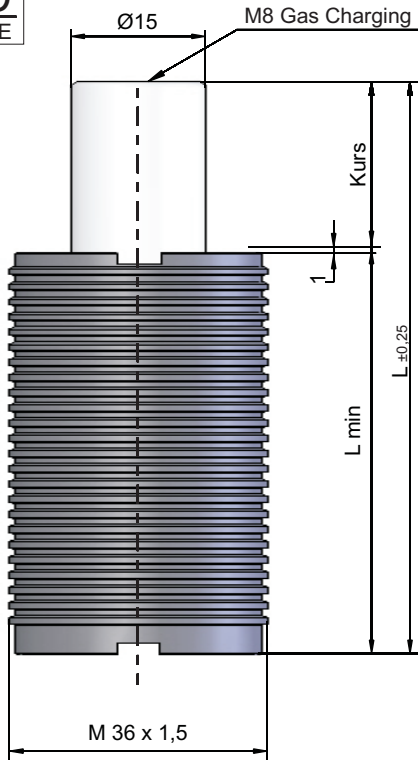






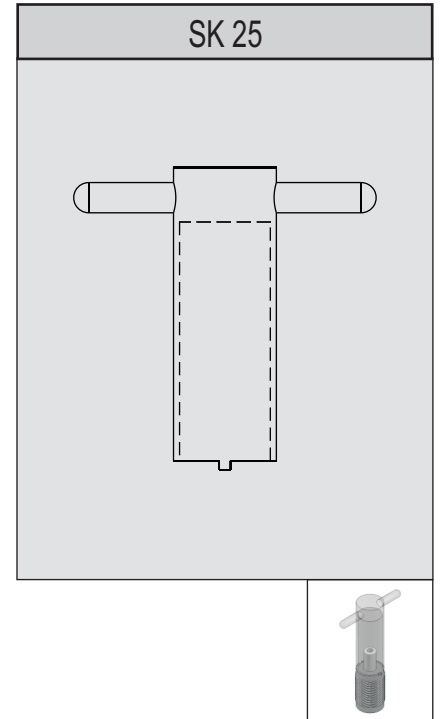
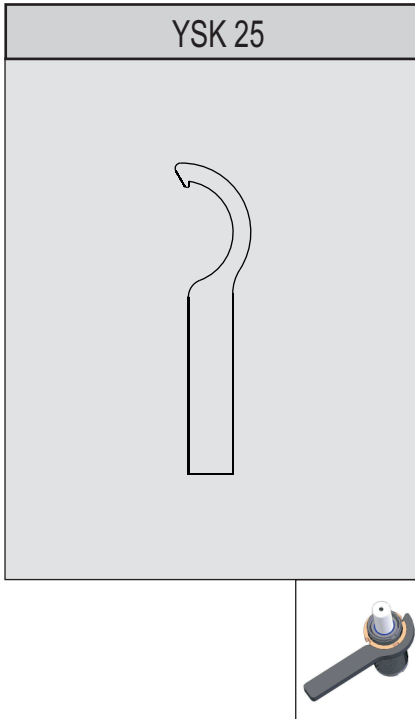
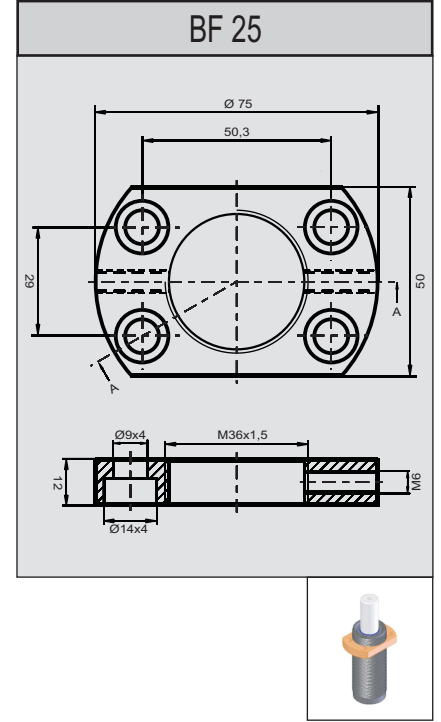
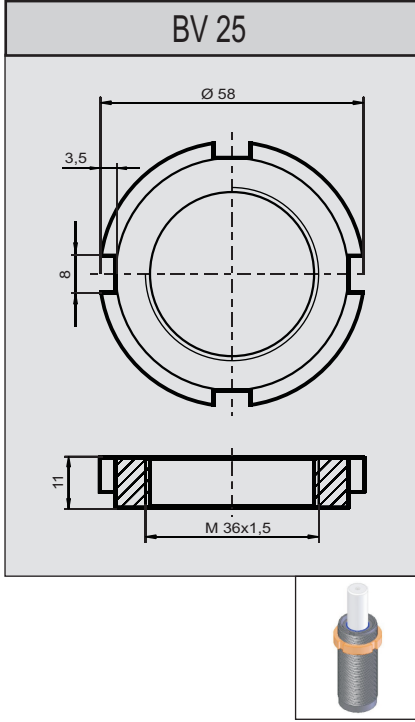


PED  
97/23/CE

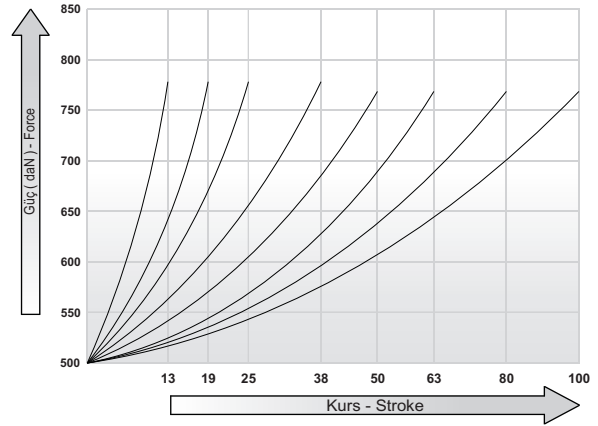
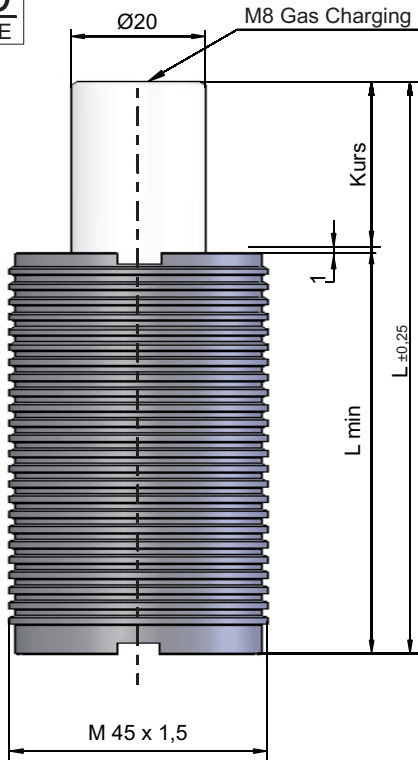


Basınç Gazı : Nitrogen N2  
Pressurè Gas  
Max. Basınç : 150 bar  
Max. load pressure  
Min. Basınç : 25 bar  
Min. load pressure  
Çalışma Sıcaklığı : 0°C ve +80°C  
Working Temperature  
Max Çalışma Hızı : 1,8 m / s  
Max. operating speed

Kod Code	Kurs Stroke	L	Lmin	daN	Kg	Alt Görünüm Bottom View
VD 250-13	13	57	44	250	~ 0,42	
VD 250-25	25	81	56		~ 0,53	
VD 250-38	38	107	69		~ 0,62	
VD 250-50	50	131	81		~ 0,71	
VD 250-63	63	157	94		~ 0,81	
VD 250-80	80	191	111		~ 0,93	

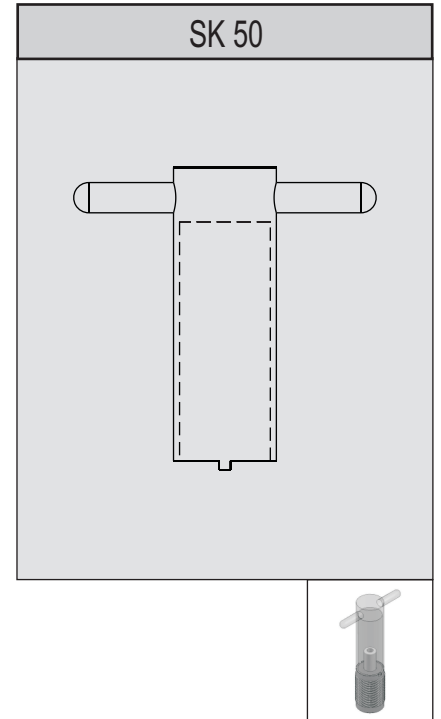
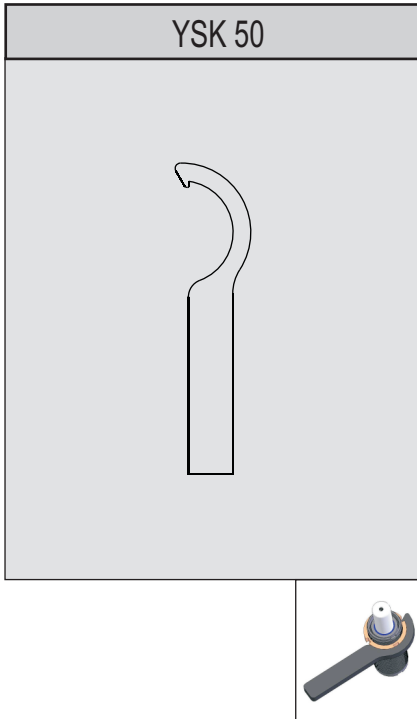
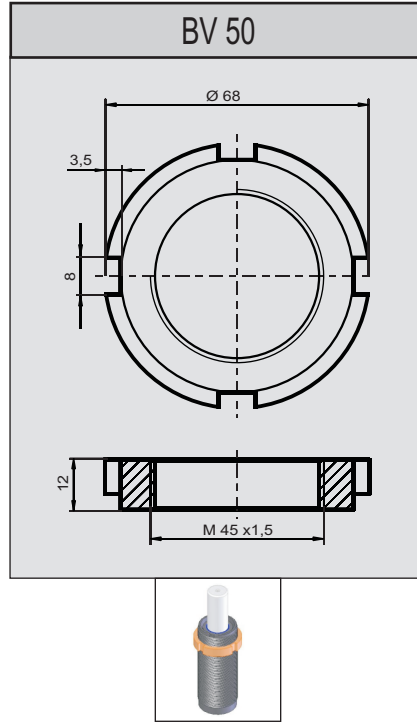


PED  
97/23/CE

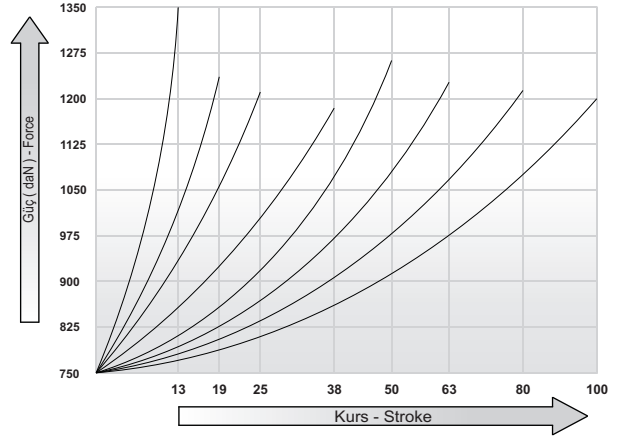
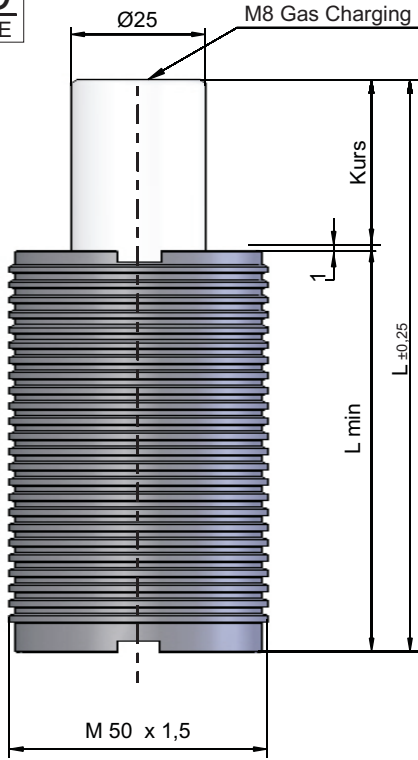


Basınç Gazı : Nitrogen N2  
Pressure Gas  
Max. Basınç : 150 bar  
Max. load pressure  
Min. Basınç : 25 bar  
Min. load pressure  
Çalışma Sıcaklığı : 0°C ve +80°C  
Working Temperature  
Max Çalışma Hızı : 1,8 m / s  
Max. operating speed

Kod Code	Kurs Stroke	L	Lmin	daN	Kg	Alt Görünüm Bottom View
VD 500-13	13	56	43	500	~ 0,57	
VD 500-19	19	68	49		~ 0,65	
VD 500-25	25	80	55		~ 0,75	
VD 500-38	38	106	68		~ 0,83	
VD 500-50	50	130	80		~ 0,94	
VD 500-63	63	156	93		~ 1,07	
VD 500-80	80	190	110		~ 1,21	
VD 500-100	100	230	130		~ 1,43	

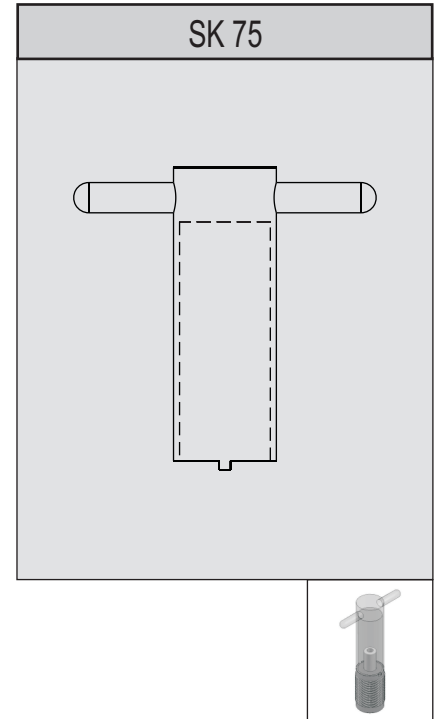
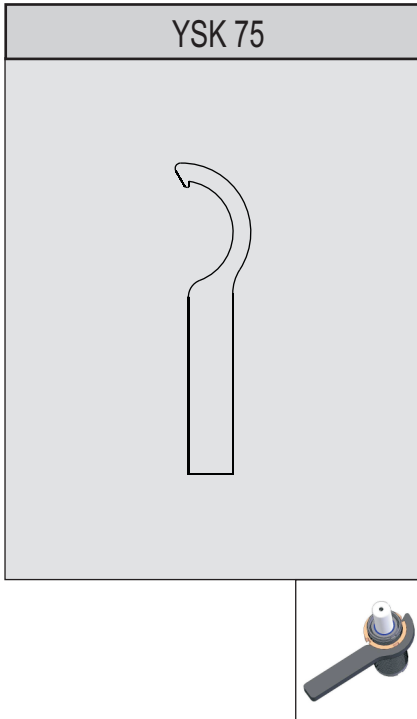
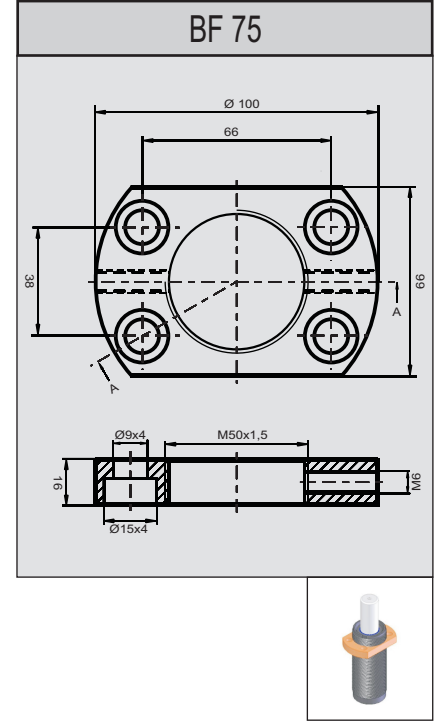
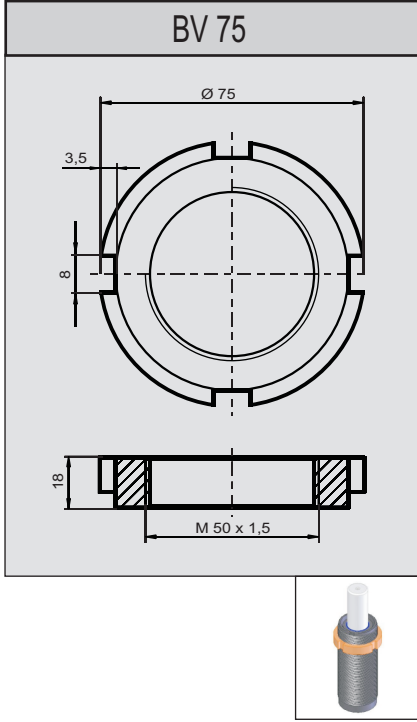


PED  
97/23/CE

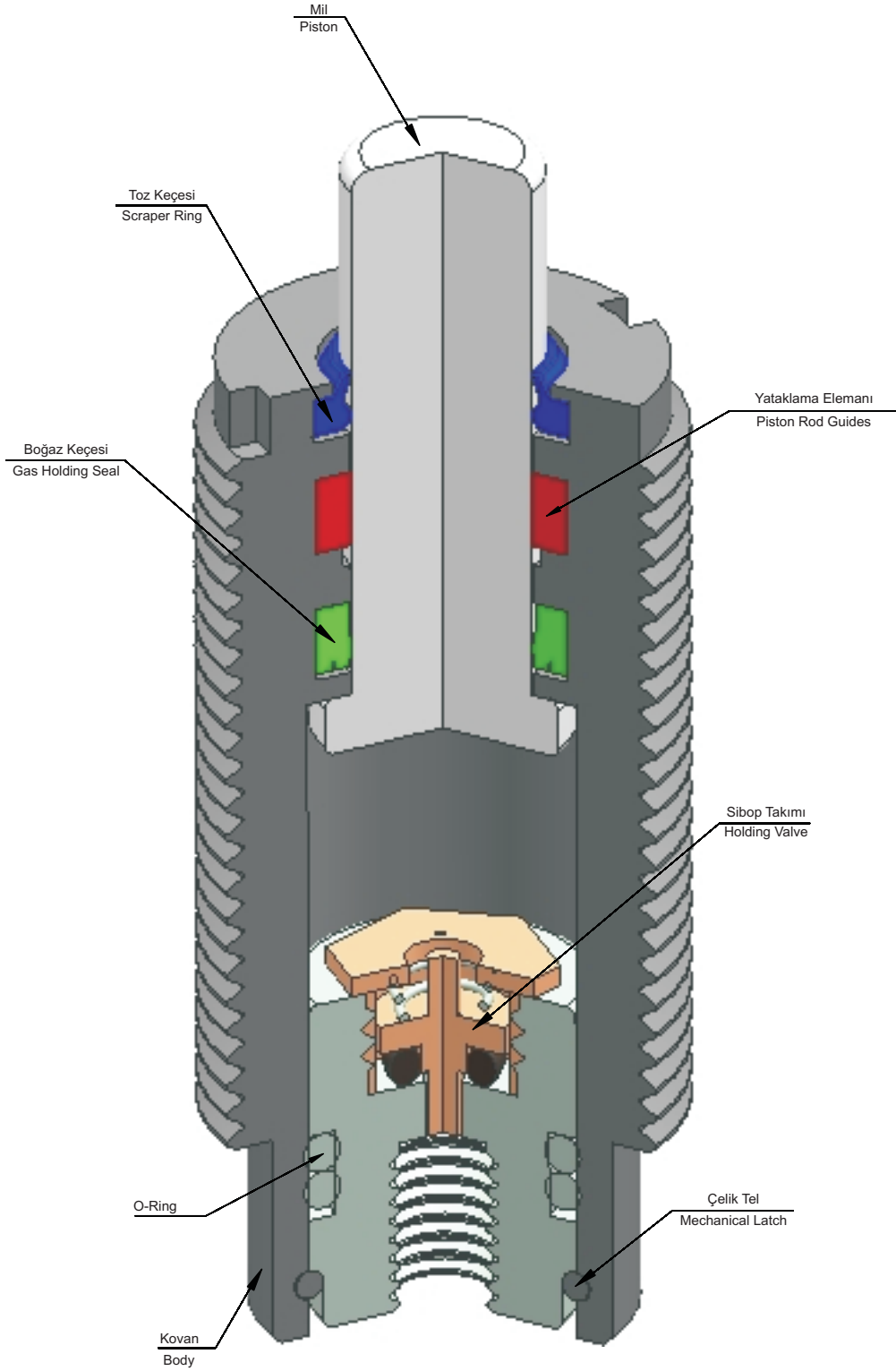


Basınç Gazı : Nitrogen N2  
Pressure Gas  
Max. Basınç : 150 bar  
Max. load pressure  
Min. Basınç : 25 bar  
Min. load pressure  
Çalışma Sıcaklığı : 0°C ve +80°C  
Working Temperature  
Max Çalışma Hızı : 1,8 m / s  
Max. operating speed

Kod Code	Kurs Stroke	L	Lmin	 daN	 Kg	Alt Görünüm Bottom View
VD 750-13	13	63,4	50,4	750	~ 1,05	
VD 750-19	19	76	57		~ 1,15	
VD 750-25	25	88	63		~ 1,25	
VD 750-38	38	114	76		~ 1,44	
VD 750-50	50	138	88		~ 1,61	
VD 750-63	63	164	101		~ 1,81	
VD 750-80	80	198	118		~ 1,90	
VD 750-100	100	238	138		~ 2,38	

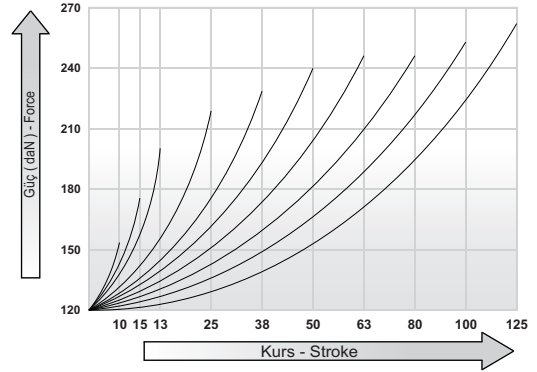
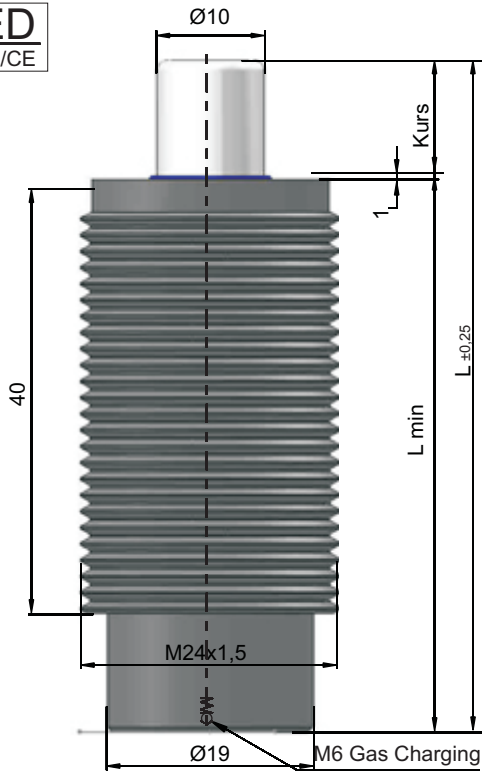






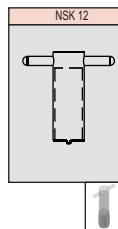


**PED**  
97/23/CE

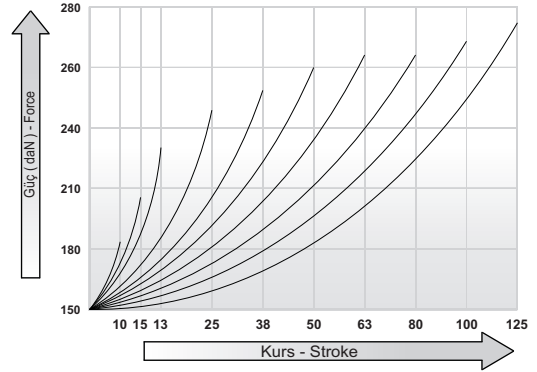
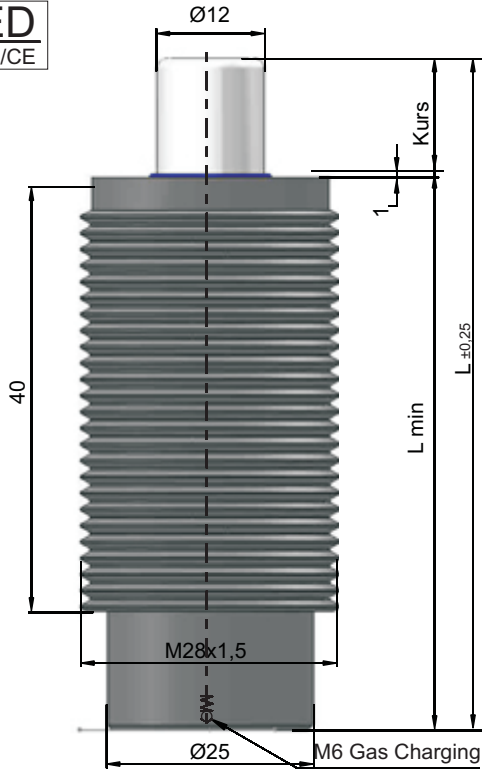


Basınç Gazı : Nitrogen N2  
Pressure Gas  
Max. Basınç : 150 bar  
Max. load pressure  
Min. Basınç : 25 bar  
Min. load pressure  
Çalışma Sıcaklığı : 0°C ve +80°C  
Working Temperature  
Max Çalışma Hızı : 1,8 m / s  
Max. operating speed

Kod Code	Kurs Stroke	L	Lmin	 daN	 Kg	Alt Görünüm Bottom View
NM 120-10	10	62	52	120	~ 0,07	
NM 120-13	13	67,4	54,7		~ 0,08	
NM 120-15	15	72	57		~ 0,08	
NM 120-25	25	92	67		~ 0,09	
NM 120-38	38	118	80		~ 0,11	
NM 120-50	50	142	92		~ 0,12	
NM 120-63	63	172	109		~ 0,14	
NM 120-80	80	205	125		~ 0,15	
NM 120-100	100	245	145		~ 0,17	
NM 120-125	125	295	170		~ 0,20	

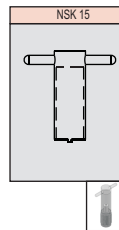


PED  
97/23/CE



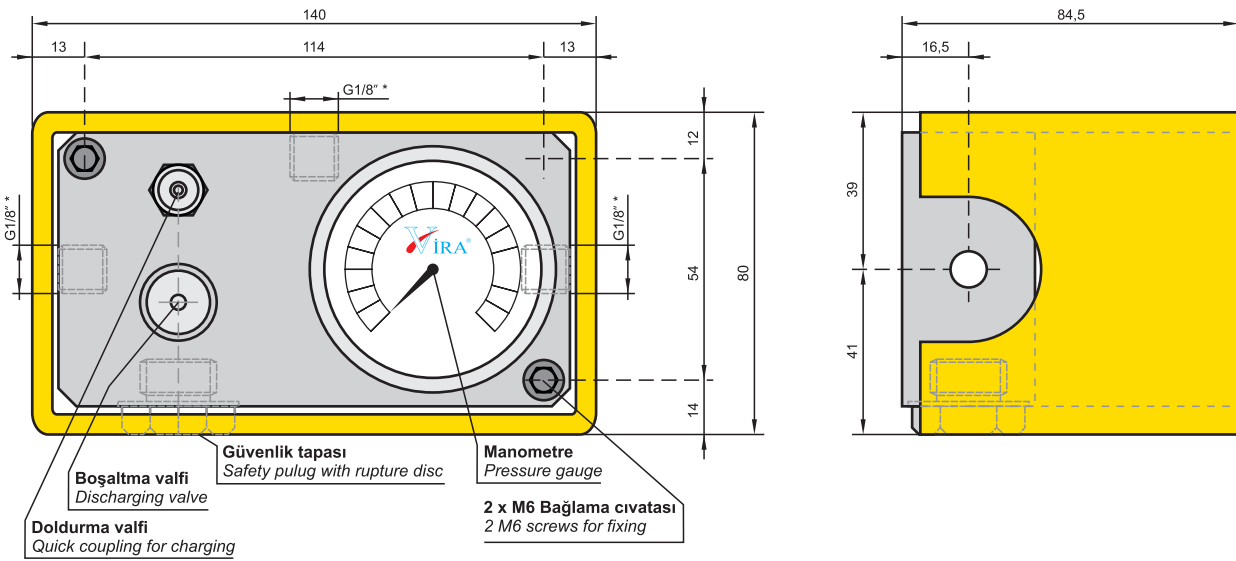
Basınç Gazı : Nitrogen N2  
Pressure Gas  
Max. Basınç : 150 bar  
Max. load pressure  
Min. Basınç : 25 bar  
Min. load pressure  
Çalışma Sıcaklığı : 0°C ve +80°C  
Working Temperature  
Max Çalışma Hızı : 1,8 m / s  
Max. operating speed

Kod Code	Kurs Stroke	L	Lmin	 daN	 Kg	Alt Görünüm Bottom View
NM 150-10	10	62	52	150	~ 0,13	
NM 150-13	13	67,4	54,7		~ 0,13	
NM 150-15	15	72	57		~ 0,14	
NM 150-25	25	92	67		~ 0,16	
NM 150-38	38	118	80		~ 0,19	
NM 150-50	50	142	92		~ 0,20	
NM 150-63	63	172	109		~ 0,23	
NM 150-80	80	205	125		~ 0,26	
NM 150-100	100	245	145		~ 0,30	
NM 150-125	125	295	170		~ 0,34	

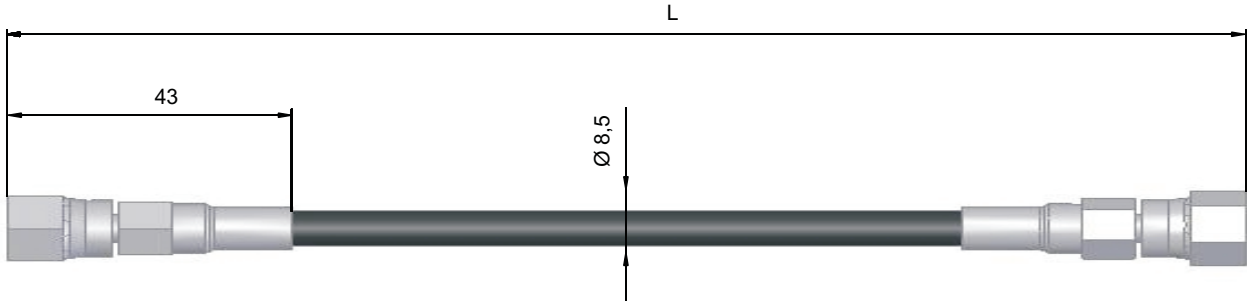




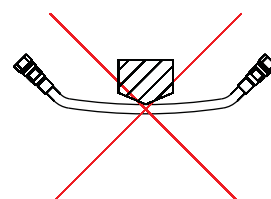
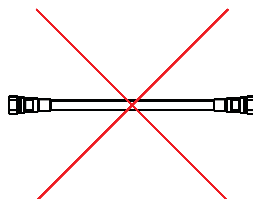
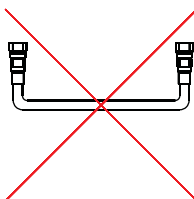

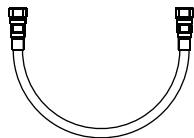
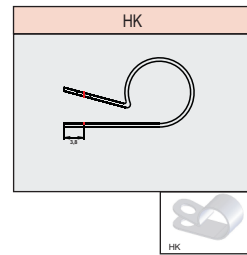
Model : KPA

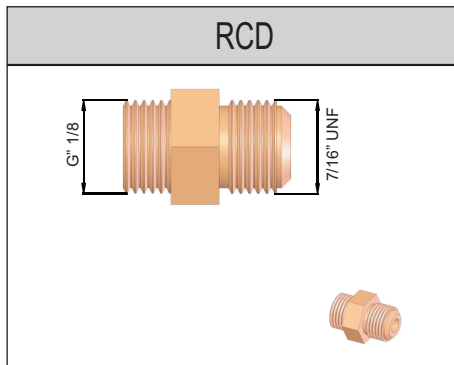
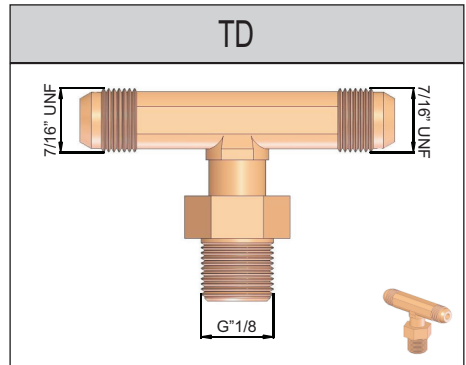
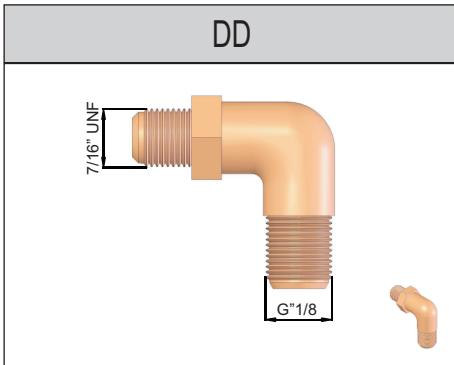
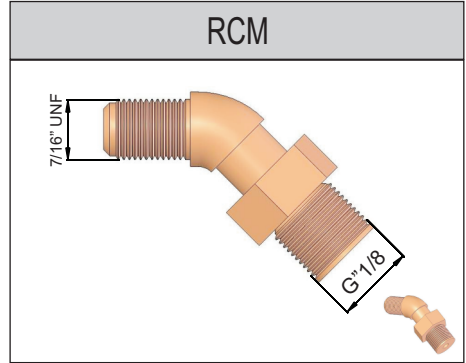
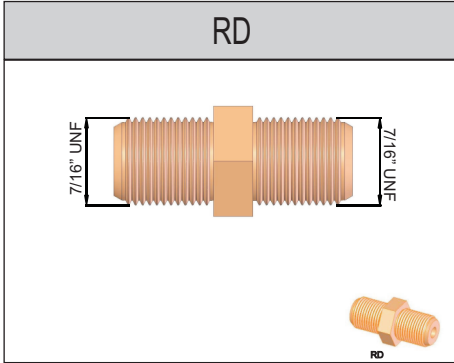


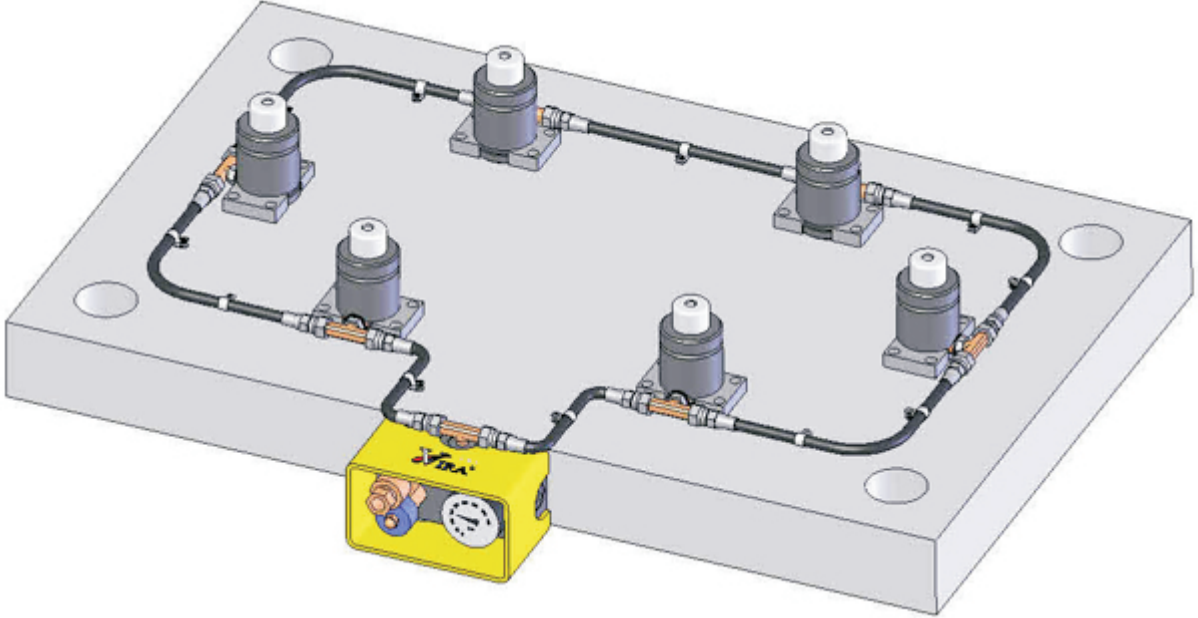

Seri bağlantılı gazlı yay'ların basıncını değiştirmek, ayarlamak için standart kontrol paneli. Üzerindeki manometre sayesinde gazlı yay'ların içerisinde ne kadar gaz basıldığı gözlemlenebilir.

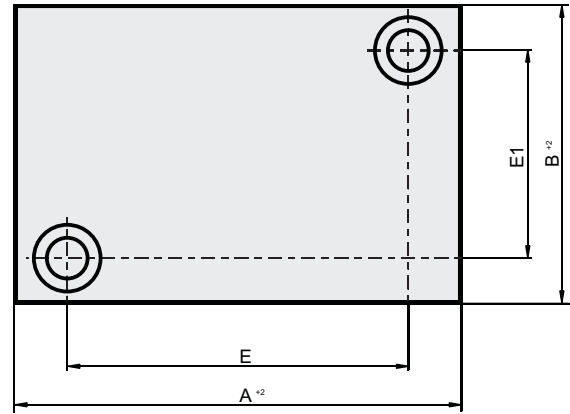
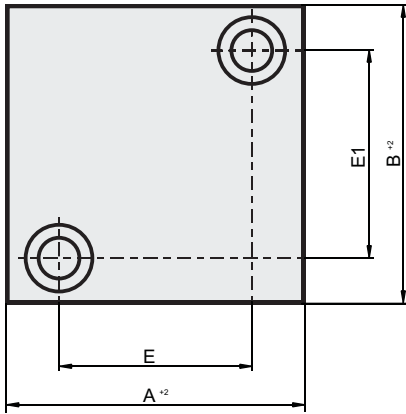
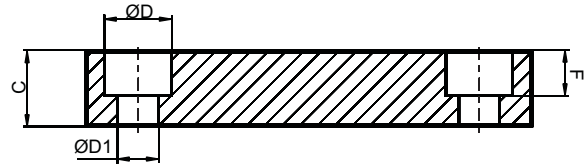
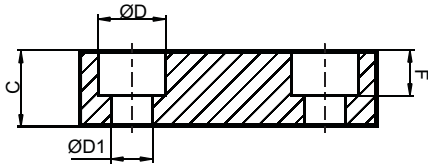


Kod Code	L
HRM	180
HRM	200
HRM	300
HRM	400
HRM	500
HRM	630
HRM	800
HRM	1000
HRM	1250
HRM	1500
HRM	2000


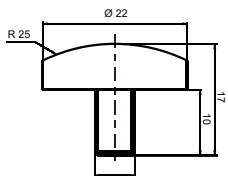




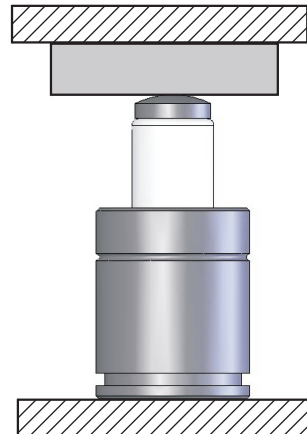



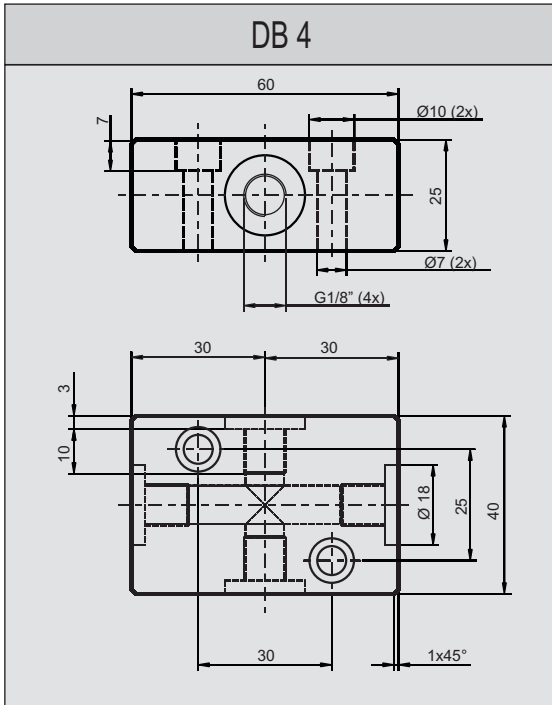


Kod Code	A	B	C	ØD	ØD1	E	E1	F	Gazlı Yay Modeli Gas Springs Model
EP 40	40	40	15	15	9	21	21	10	SN = 150-250-500 Y = 300-500 YO = 300-500 G = 40-75-100
EP 56	56	56	20	18	11	32	32	13	SN = 750-1500 Y = 700-1000 YO = 700-1000-1500 G = 180
EP 71	71	71	20	18	11	48	48	13	SN = 3000-5000 Y = 2400 YO = 2400-4200 G = 470-750
EP 50	50	25	12	11	7	32	8	8	SN = 250 Y = 300 YO = 300
EP 55	55	30	12	11	7	40	14	8	SN = 500 Y = 500 YO = 500 G = 40-75-100
EP 70	70	35	15	15	9	48	14	10	SN = 750 Y = 700 YO = 700
EP 75	75	50	15	15	9	56	30	10	SN = 1500 Y = 1000 YO = 1000-1500 G = 180
EP 85	85	60	15	15	9	66	40	10	SN = 3000 Y = 2400 YO = 2400 G = 470
EP 100	100	80	20	18	11	72	56	12	SN = 5000 Y = 4200 YO = 4200 G = 750
EP 110	110	100	20	18	11	85	45	12	SN = 7500-10000 Y = 6600 YO = 6600-11800 G = 1200


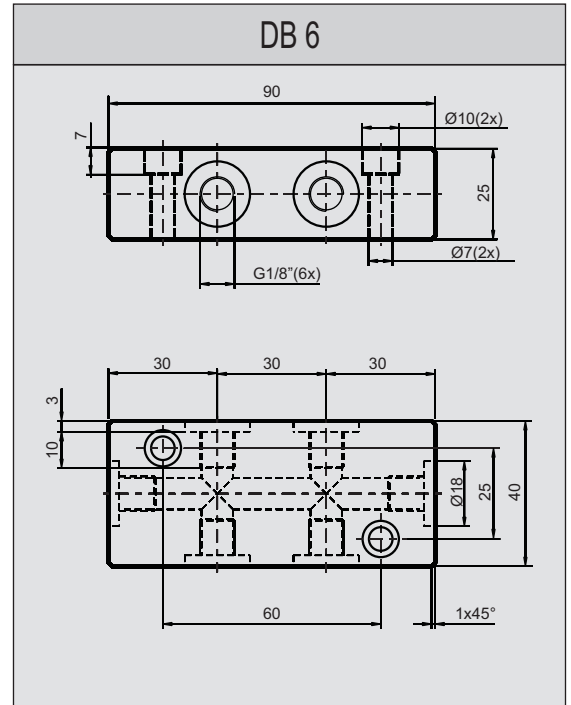


Kod Code	A
HRM	M8
HRM	M8

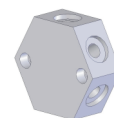
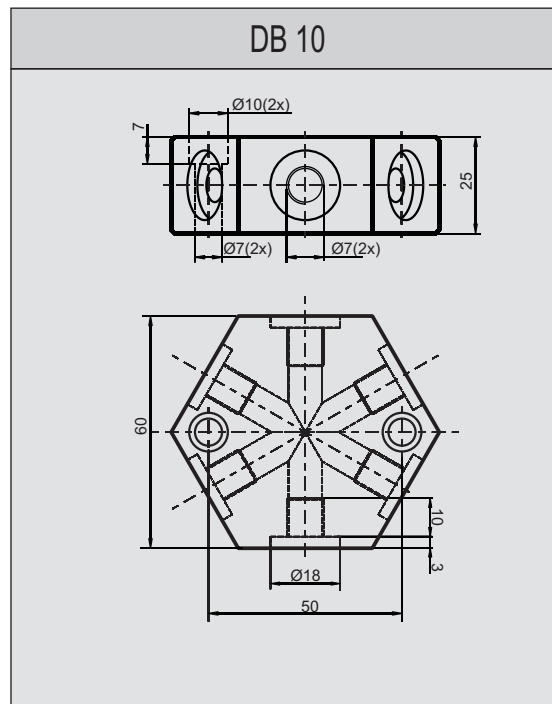




DB 4

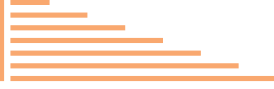


DB 6

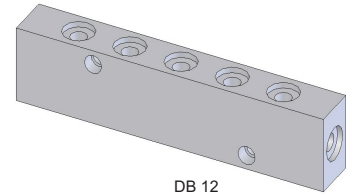
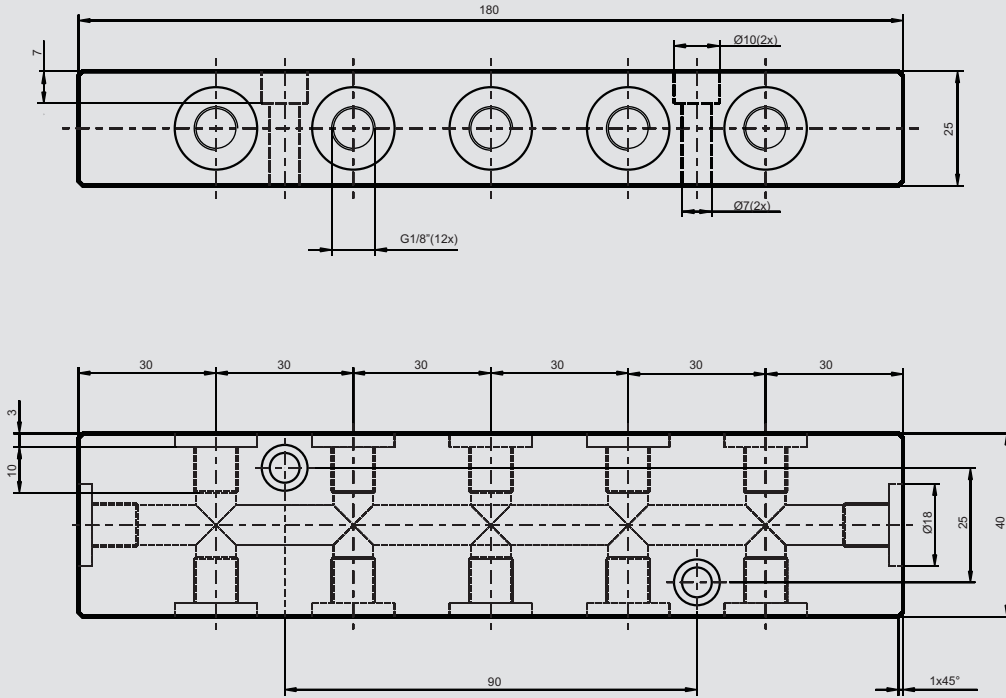


DB 10




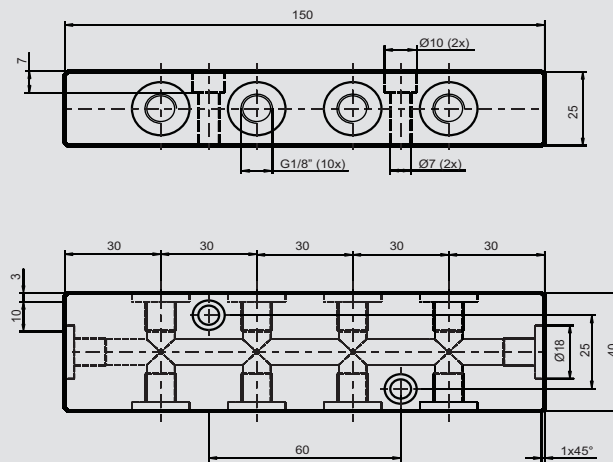


## DB 12



DB 12

## DB 10



DB 10

**SAKINILMASI GEREKENLER PROHIBITED ACTIVITIES ATTIVITÀ VIETATE**  
**VERBOTENE HANDLUNGEN ACTIVIDADES NO PERMITIDAS**



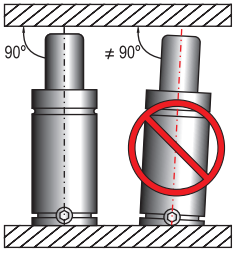
Silindiri tanımlanan maksimum değerler dışında kullanmayınız (şek. B1)

Don't use the cylinder beyond the maximum values defined (fig. B1)

Non utilizzare il cilindro oltre valori massimi definiti (fig. B1)

Beim benutzen für den Zylinder festgelegten max.Nennwerte nicht überschreiten (fig. B1)

No utilizar el cilindro fuera de los valores máximos definidos (fig. B1)



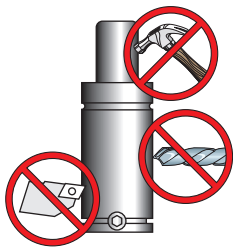
Silindiri dikey pozisyona getiriniz (şek. B2)

Bring the cylinder to the vertically position (fig. B2)

Posizionare il cilindro verticalmente (fig. B2)

Den Zylinder auf senkrechter Position bringen (fig. B2)

Verticalmente posicionar el cilindro (fig. B2)



Gövde veya mil üzerinde herhangi bir mekanik işlem yapmayınız (şek. B3)

Don't make whichever mechanical operation on the body or the shaft (fig. B3)

Non fare qualsiasi operazione meccanica sul corpo oppure albero (fig. B3)

Vermeiden sie jede Art von mechanischen Arbeiten am Körper und oder auf Kolbenstange (fig. B3)

No hacer alguna operación sobre el cuerpo y el eje (fig. B3)



Silindiri yüzeyinin sıvı veya katı maddelerle kirlenmesine izin vermemeniz (şek. B4)

Don't allow to become polluted the surface of the cylinder with solid and liquid wastes (fig. B4)

Non permettere di macchiarsi la superficie del cilindro con corpi liquidi e solidi (fig. B4)

Vermeiden sie Verschmutzung der Oberfläche mit festen und/oder flüssigen Stoffen (fig. B4)

No permitir ensuciarse a la superficie del cilindro con materiales fluidos y sólidos (fig. B4)

**VERBOTENE HANDLUNGEN    ACTIVIDADES NO PERMITIDAS**

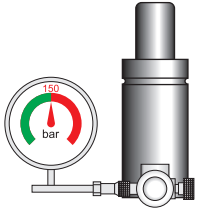

Silindiri azot  $N_2$  dışında herhangi bir gazla şarj etmeyiniz (şek. B5)

Don't load the cylinder with various gases from  $N_2$  Nitrogen (fig. B5)

Non caricare il cilindro con gas diversi da Azoto  $N_2$  (fig. B5)

Den Zylinder nur mit Stickstoff  $N_2$ -gas nachfüllen, andere Gase nicht verwenden (fig. B5)

No cargar el cilindro con ningún gas fuera del nitrógeno  $N_2$  (fig. B5)



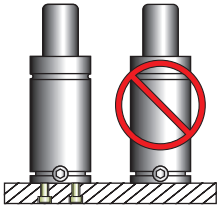
Silindiri 150 bardan daha fazla basınçla şarj etmeyiniz (şek. B6)

Don't load the cylinder to superior pressure from 150 bars (fig. B6)

Non caricare il cilindro ad una pressione superiore di 150 bar (fig. B6)

Den Zylinder nicht mit mehr 150 bar Druck nachfüllen (fig. B6)

No cargar el cilindro con una presión superior al 150 bares (fig. B6)



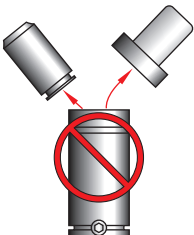
Silindiri emniyete almadan monte etmeyiniz (şek. B7)

Don't mount the cylinder without emergency (fig. B7)

Non montare il cilindro senza sicurezza (fig. B7)

Den Zylinder bitte vorher sichern und dann erst montieren (fig. B7)

No montar el cilindro sin usar el sistema de seguridad (fig. B7)



Silindiri sökmeyiniz (fig. B8)

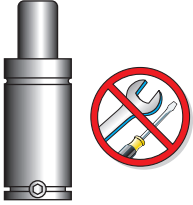
Don't demount the cylinder (fig. B8)

Non smontare il cilindro (fig. B8)

Den Zylinder bitte nicht abbauen (fig. B8)

No desmontar el cilindro (fig. B8)

**SAKINILMASI GEREKENLER PROHIBITED ACTIVITIES ATTIVITÀ VIETATE**  
**VERBOTENE HANDLUNGEN ACTIVIDADES NO PERMITIDAS**



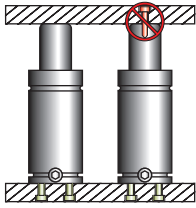
Görevlisinden başkasının bakım yapmasına izin vermeyiniz (şek. B9)

Don't allow to execute maintenances from the person not authorized (fig. B9)

Non permettere di eseguire manutenzioni dalla persona non autorizzata (fig. B9)

Bitte Wartungsarbeiten der unbefugten Personen unbedingt vermeiden (fig. B9)

No permitir a ninguno hacer manutención fuera de la persona autorizada (fig. B9)



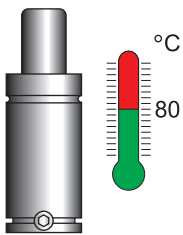
Silindiri emniyete alırken milin üstündeki deliği kullanmayınız (şek. B10)

Don't use the hole on the shaft while taking in emergency of the cylinder (fig. B10)

Non utilizzare il foro sull'albero durante messa in sicurezza del cilindro (fig. B10)

Beim sichern bzw. Befestigen des Zylinders obere Loch nicht verwenden (fig. B10)

No usar el taladro sobre el cilindro mientras se use el sistema de seguridad (fig. B10)



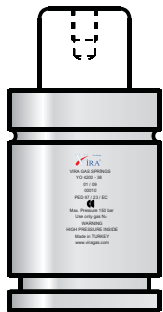
Gaz silindirini kullanırken kalıp sıcaklığının 80°C'yi geçmesine izin vermeyiniz (şek. B11)

Don't allow to exceed the 80°C of the temperature of the mould during use of the gas cylinder (fig. B11)

Non permettere di eccedere il 80°C della temperatura del stampo durante utilizzazione del cilindro di gas (fig. B11)

Beim Einsetzen des Gaszylinders Werkzeugtemperaturen von 80° nicht überschreiten (fig. B11)

No se permite que el calor del molde supere si 80 C durante el uso del cilindro de gas (fig. B11)



VIRA GAS SPRINGS  
YO 4200 - 38  
01 / 09  
00010  
PED 97 / 23 / EC  
CE  
Max. Pressure 150 bar  
Use only gas N<sub>2</sub>  
WARNING  
HIGH PRESSURE INSIDE  
Made in TURKEY  
www.viragas.com

Model Adı ve Model No  
Üretim Tarihi  
Parti / İzlenebilirlik No  
P.E.D Basınçlı Kaplar Direktifi  
Max. Dolum Basıncı  
Kullanılan Gaz Cinsi  
Yüksek Basıncı Uyarısı