B04425131

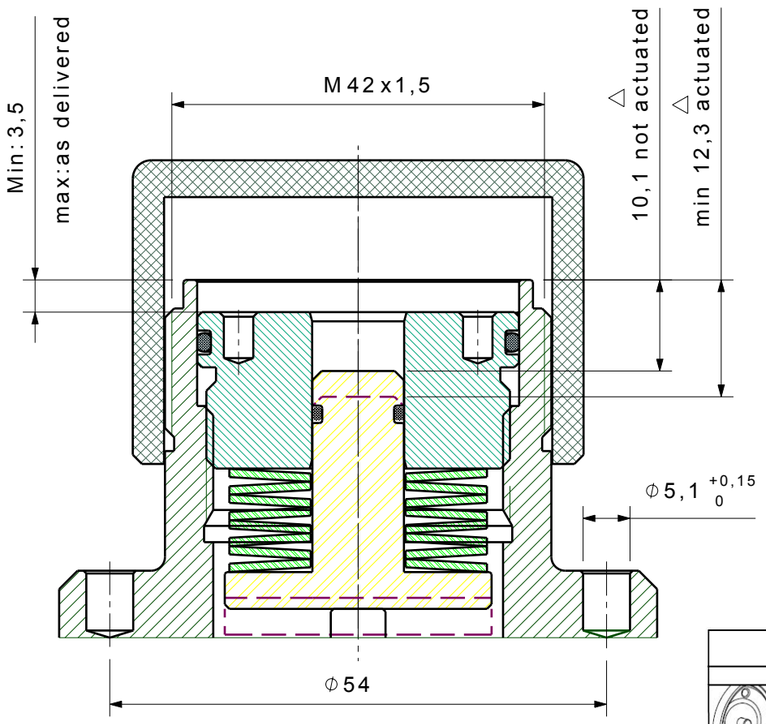

Cut B-B
Scale: 3:2

U = 24 VDC ± 15%
I = 0,5 A ± 10%
Einschaltdauer: 100% (Anforderung UL: max. 5 min.)
Schutzart: IP 65
Abstand Betätigungsstössel
Auslöser - Ventil = 0,5 +0,4/0
Betätigungskraft auf Ventilstössel >= 500N
Haltekraft im Ruhezustand = 100N bis 250N
Äußere Stahlteile chemisch vernickelt
Umgebungstemperatur: max. 55°C

g

Aufkleber

Klemmenbelegung:
+ Pol auf Klemme 1
- Pol auf Klemme 2

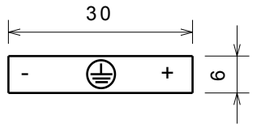

minimal erforderlicher Hub zur mechanischen Betätigung der elektrom. Auslösevorrichtung 0,7mm

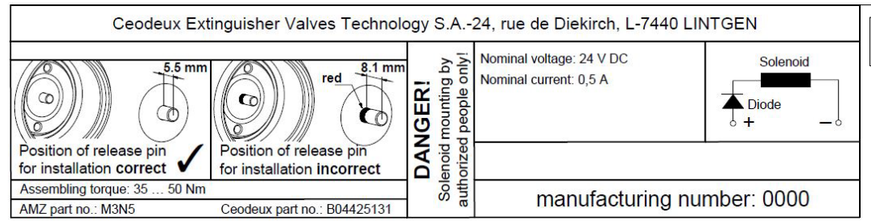

g

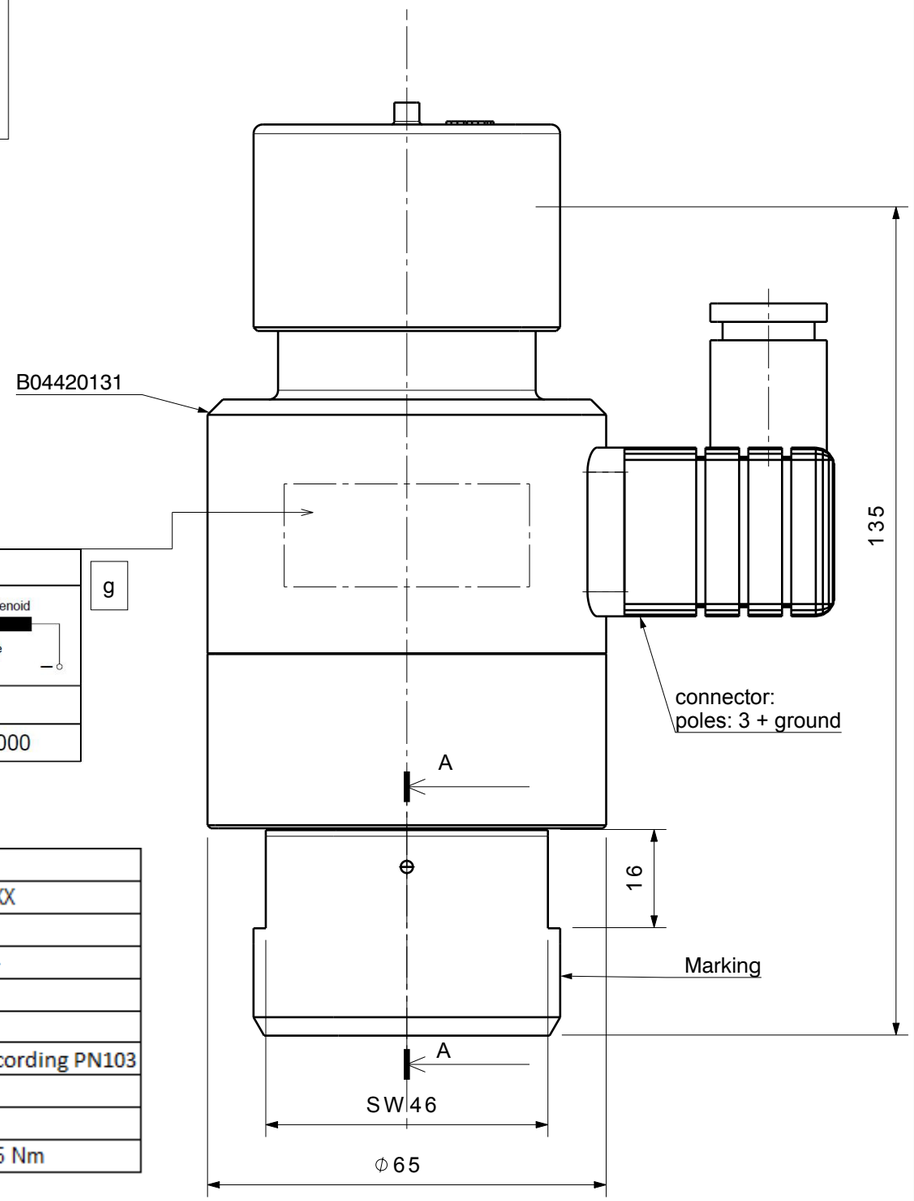

Marking	
article number	BXXXXXXXX
logo of the manufacturer	★★★
week / year of production -	WW/YY -
the last 4 digits of the batch number (WA)	XXXX
approval mark & organization number	VdS
approval mark	LPCB according PN103
voltage	24 V
ampere	0,5 A
torque	50 +0/ -15 Nm

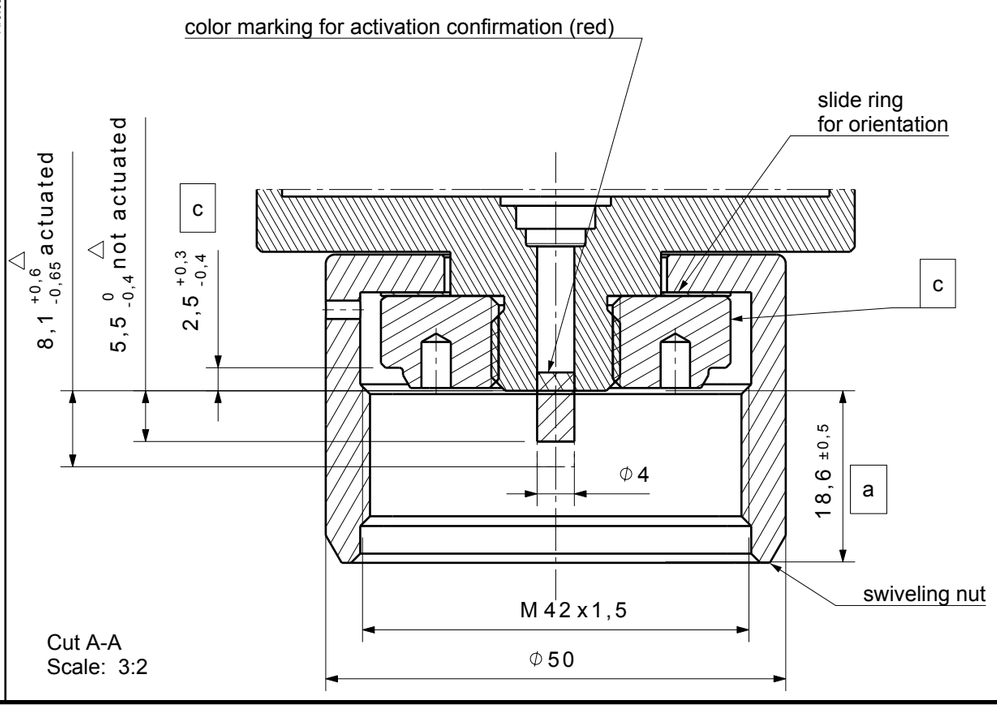

Cut A-A
Scale: 3:2

Ind	No.Mod.	Modification	Mod.by	Date
g	B17085	change diverse	Mittasch M.	21.07.17
f	B16101	Ajout LPCB ds marquage	Puffet	5.09.16
e	B16043	change sticker	Mittasch M.	04.04.16
d	B16007	change the marking	Mittasch	23.02.2016

Material : - - -

Scale : ---
Date : 07.10.10
Drawn : Puffet
Check : Guido Endres

Digitally signed by Guido Endres
Date: 2019.09.13 09:21:20 +02'00'

CEODEUX FIRETEC Extinguisher Valves Technology S.A.

Definition : Solenoid actuator with diode

Din : A3 | 3D control :

Art.No.: B04425131 | Ind. g

Indications des états de surface ISO 1302
Tolérances de forme et de position ISO 1101 et 8015
Classification des cotes et finitions : critiques ◇ majeures △

Tolérances générales ISO 2768-mH
Dimensions en mm sauf autres indications
Arêtes ISO 13715

Se reporter à la clause de protection ISO 16016