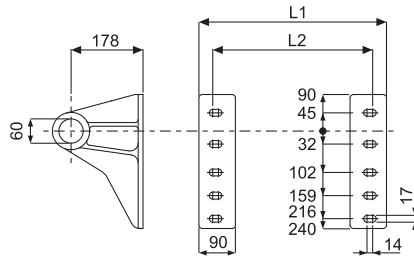


Lifting Brackets

Front end cylinder lifting brackets

Note : Please verify quoted dimensions with your local Hyva subsidiary or agent prior to use

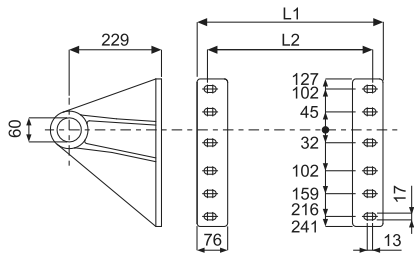
Lifting bracket for cylinder type: FC 110/118/129



Cover	A-dimension	L1 (mm)	L2 (mm)
168	201	305	237
219	340	444	376
241	340	444	376
242	340	444	376

Bracket Type	Part no. Bracket Right	Part no. Bracket Left	Mass (Kg)	Part no. Replacement bush
Maintenance free	015 09 120	015 09 121	7.7	017 94 235
Greased version	015 09 124	015 09 125	7.9	None

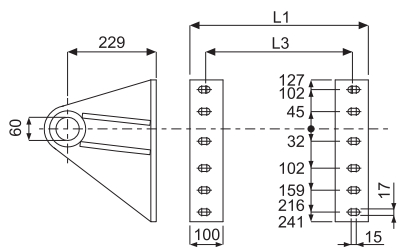
Lifting bracket for cylinder type: FC 118/129/137/149/157/169/179



Cover	A-dimension	L1 (mm)	L2 (mm)
219	340	462	410
241	340	462	410
242	340	462	410
273	360	482	430

Bracket Type	Part no. Bracket Right	Part no. Bracket Left	Mass (Kg)	Part no. Replacement bush
Maintenance free	015 09 130	015 09 131	9.8	017 94 240
Greased version	015 09 136	015 09 137	10.0	None
Greased air coupling 90°	015 09 138	015 09 139	10.0	None

Lifting bracket for cylinder type: FC 191/202/214



Cover	A-dimension	L1 (mm)	L3 (mm)
241	340	490	386
242	340	490	386
273	360	510	410

Bracket Type	Part no. Bracket Right	Part no. Bracket Left	Mass (Kg)	Part no. Replacement bush
Maintenance free	015 06 728	015 06 726	13.5	017 94 240
Greased version	5629000123	5629000122	14.0	017 94 020

General information

For all lifting brackets use:

- Bolts M16x1.5 Property Class 8.8 or higher.
- Self-locking nuts M16 Property Class 8 or higher.
- Washer 17x30 over slotted holes in the bracket.

Bolts kits are available:

- Q006: 12 bolts M16x60, nuts and washers for lifting brackets (2.0 kg).
- Q007: 12 bolts M16x70, nuts and washers for lifting brackets (2.2 kg).

Note:

- Brackets are painted black (RAL 9005 / gloss 25%).
- Weight can vary as per casting process.
- Greased versions includes grease nipple.
- For mounting, see instructions CYL-0030.
- For bush replacement, see instruction BRA-0002.

Cylinder load Specifications

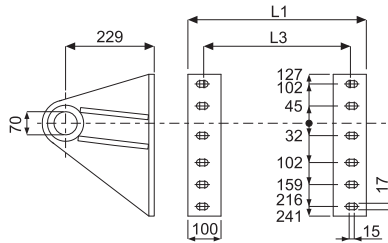
Part no. Bracket	Max. Cylinder Load (kN)
015 09 120	190
015 09 130 / 015 06 728	235
015 09 124	255
015 06 738	275
015 09 136	290
5629000673	390
5629000123	440
5629000162	490

Lifting Brackets

Front end cylinder lifting brackets

Note : Please verify quoted dimensions with your local Hyva subsidiary or agent prior to use

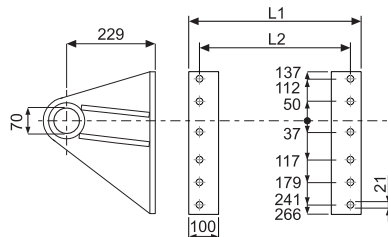
Lifting bracket for cylinder type: FC 202



Cover	A-dimension	L1 (mm)	L3 (mm)
273	360	510	410

Bracket Type	Part no. Bracket Right	Part no. Bracket Left	Mass (Kg)	Part no. Replacement bush
Greased version	5629000673	5629000672	15.0	017 94 029

Lifting bracket for cylinder type: FC 226



Cover	A-dimension	L1 (mm)	L2 (mm)
324	415	569	495

Bracket Type	Part no. Bracket Right	Part no. Bracket Left	Mass (Kg)	Part no. Replacement bush
Greased version	5629000162	5629000161	18.5	017 94 029

General information

For all lifting brackets use:

- Bolts M16x1.5 Property Class 8.8 or higher.
- Self-locking nuts M16 Property Class 8 or higher.
- Washer 17x30 over slotted holes in the bracket.

Bolts kits are available:

- Q006: 12 bolts M16x60, nuts and washers for lifting brackets (2.0 kg).
- Q007: 12 bolts M16x70, nuts and washers for lifting brackets (2.2 kg).

Note:

- Brackets are painted black (RAL 9005 / gloss 25%).
- Weight can vary as per casting process.
- Greased versions includes grease nipple.
- For mounting, see instructions CYL-0030.
- For bush replacement, see instruction BRA-0002.

Cylinder load Specifications

Part no. Bracket	Max. Cylinder Load (kN)
015 09 120	190
015 09 130 / 015 06 728	235
015 09 124	255
015 06 738	275
015 09 136	290
5629000673	390
5629000123	440
5629000162	490